

FITCHBURG POLICE DEPARTMENT

2023 ANNUAL REPORT



FITCHBURG POLICE DEPARTMENT—ROSTER



CHIEF	PATROL OFFICERS	CIVILIAN DISPATCHERS
MARTINEAU, ERNEST F.	CRONIN, STACY HUSE, ROBERT C.	ST. PETER, SARAH CODDINGTON, NICHOLAS J
CAPTAIN	KALINOWSKI, BENJAMIN D. TOBIN, ANTWAIN WALKER, SHAWN FAUCHER, MICHAEL BAJANA, LUCAS O FRIEND, TIMOTHY J SALAS, JULIENNE ROBICHAUD, TYLER MINICHELLO, DANIEL P PHILLIPS, DEMETRICE D POLANCO-DIAZ, MEI-LING WRIGHT, ELDRED, T KADDY, MARK LOPEZ, DANIELLA SANCHEZ, ISMAEL COTE, TYLER STACY, KELTON R GELINAS, BRIAN M BANAHAN, COLIN T GARCIA, NICHOLAS KREIDLER, RYAN JENSEN, GRANT H RAMOS, ZAREUS Z TOTA, ALISON BONILLA-PEREZ, ESTEBAN R BURKE, SHANNON GILOT, ANSLO GEORGE, SCOTT STACY, DAWSON PEREZ, ASHLEY M MORCALDI, TRAVIS MCCUE, SEAN BATALLAS, KYLE KULKA, KRISH PAWSON, MATTHEW VICHES, RAMON MONAGHAN, CONOR BURNS, SHAWN BENTO, BRANDON RIVAS, FLORENCIA (STUDENT) LOUREIRO NIEVES, JOSHUA (STUDENT) BOIVIN, JACOB (STUDENT)	JORGE, NATHAN COFFEY SARA ARAUJO, PABLO TOSTES, ARLENE KRAMER, KARA RAMEAU, CRIS KELLY, KYLE DOYLE, JULIA
LIEUTENANTS		SPECIAL POLICE OFFICERS
MCDERMOTT, TIMOTHY M. HOWE, JEFFREY J. KEENAN, RYAN C. BELLOFATTO, DANIEL K BASTIEN, STEPHEN D.		PAPPAS, PERRY CONNOLLY, JAMES T. BURNS, MATTHEW L. MCBRIDE, STEPHEN E. OUELLETTE, GARY L. MAKI, JOHN E. LAKE, FREDERICK C. ROMANO, DEAN JACKSON, LEROY DAIGLE, DAVID KEARNS, PHILLIP
SERGEANTS		CUSTODIAN
SIOMOS JR., KERRY C. LEGER, THOMAS D. SULLIVAN, DEREK BOUDREAU, DANIEL F. BELLOFATTO, CHRISTOPHER GORDON, DAVID M. LOPEZ, MICHAEL E RABOIN, ROBERT J. TEAGUE, LIANA K LAMBERT, JOSHUA O		MORCALDI, JOSEPH, J
PATROL OFFICERS		CLERICAL
BADGE 37 BADGE 56 BALAGUER, FRANCISCO JR. BOURNE, KEITH C. CHANDLER, MICHAEL R. PEPPLE, TABITHA L. CHABOT, JUDE H. ARCIPRETE, JAMES R. ROULEAU, BRIAN SEVIGNY, MICHAEL J. HACHEY, STEVEN DARTON, DOUGLAS HERTEL, SHELBY M. PENNETTI, ANTONIO F. HURLEY, JEFFREY L. FIGUEROA, JOSE A. YANG, MIKE LEE		UNDERHILL, JEANNE STARKEY, ROBIN F. DUPUIS, SELENA B GILMARTIN, CHERYL L. CORDIO, KAREN
		FAMILY SERVICES
		BELLIVEAU, KRISTYNA FIGUEROA, NAJID
		CRIME ANALYSIS / GRANT RESEARCH
		FRITSCHER, KRISTI ANIMAL CONTROL PICKETT, TODD



2023 Crime Statistics Overview

The NIBRS Crimes Index is a collection of selected offenses used by the FBI to measure changes in crime reported to law enforcement. The Fitchburg Police Department voluntarily submits NIBRS data to the Massachusetts Crime Reporting Unit, who then in turn submits data to the FBI. NIBRS is an incident based reporting system in which agencies collect data on each single crime occurrence, in 2021 the FBI ended the old UCR Part 1 Crimes reporting program. Moving forward only NIBRS data will be reported.

Overall, in 2023, total Group A offenses increased 27% from the previous year and increased 4% from the five year average. Most of the increase is due to a rise in the number of reported impersonation/fraud crimes, simple assaults, all other larceny, vandalism and theft from motor vehicles. When looking at reported 2023 crimes vs the 5 year average, there is a relatively small increase (4%) with no statistical significance.

The Fitchburg Police Department analyzes data on a quarterly basis at our Compstat meetings. Command staff base police response on data analysis provided by the Crime Analyst as well as any information presented by staff at the meeting. Patterns and trends are analyzed in order to identify crime series and emerging "hot spots" in a timely manner. Patrol officers are also assigned to conduct traffic enforcement in targeted traffic hot spots based on crash data analysis. Additionally, this department utilizes media (social media, newspaper, public access TV, etc) in an effort to promote crime prevention related initiatives.

NIBRS

Property Crime

Overall Highlight: Overall total property crime increased 35% from the previous year and increased 1% from the five year average. Reported burglaries remain at low numbers but did increase from the prior year (+14%). Reported burglaries decreased 14% from the five year average. In 2023, reported motor vehicle thefts increased 21% but reported thefts saw no significant change from the five year average. Reported robbery offenses decreased 11% from the prior year but decreased 42% from the average. Reported robbery numbers are still at historically low numbers with only 17 reported in 2023.

The number of reported burglaries increased from the prior year; 75 burglaries reported in 2023 and 61 in 2022. This figure decreased 14% from the average. Reported burglaries have been consistently trending downwards since the beginning of 2016. Ten years ago the number of reported burglaries was over consistently over 300. In 2023, the majority of incidents indicated no signs of forced entry or the burglar (s) was unsuccessful in gaining entry into the property.

Larceny is a general category that may include offenses like theft from motor vehicles, shoplifting, theft from building, theft of motor vehicle parts, theft from a coin machine, all other larceny, pocket picking and purse snatching. In 2023, the number of total reported larcenies (n=395) increased 63%. Only 242 offenses were reported last year. 2023's total is slightly higher than the 5 year average of 387 total larceny offenses as well. The increase in reported total larcenies is largely in part to the increase in the number of theft from motor vehicles & all other larceny reported in 2023.

Patrol officers have been working towards reducing the number of robberies by analyzing the time & day in which most robberies occur, and locations where most incidents occur. Detectives have been reaching out to businesses to go over robbery protocol & ensure cameras are working. Extra efforts to check in with retail owners were made around the holidays as that is when historically most robberies occur.



Violent Crime

Highlights: Overall total violent crime increased 22% from the previous year & 8% from the average. The increase was largely due to the increase in reported simple assaults. Violent crime includes murder/manslaughter, rape, human trafficking, intimidation, simple assault and aggravated assault.

149 aggravated assaults (+1 from last year) were reported to the department. About 32% of all reported aggravated assaults are related to domestic violence. Reported aggravated assaults saw no change from the prior year and -7% from the average. Fitchburg received grant funding from the Executive Office of Public Safety & Security in 2022, and with those funds employed a full time Domestic Violence Civilian Advocate. The Advocate provides follow up, court advocacy, and connects victims to services. Additionally, the DV Advocate and the Bureau of Criminal Investigations conducts outreach visits to high risk victims. FPD also receives grant money from the state's Shannon Grant program which allows this department to additional patrols in high crime areas, implement proactive community policing programs as well as community based programming for at risk youth.

340 simple assaults were reported in 2023 (+106) from the prior year. Simple assaults increased 45% from the previous year & 26% from the average. 40% of all reported simple assaults were related to domestic violence.

Two homicides were reported in 2023.

Other

Highlights: Reduction in overdose calls, and continued partnerships with service providers.

Drug Suppression Unit (DSU) made over a combined 46 arrests, nearly combined 52 search warrants, and issued over a dozen criminal complaints. Over 3,000 grams of cocaine was seized as well as over 1100 grams of fentanyl. Detectives also seized 14 firearms as a result of their investigations. These types of investigations are crucial in combating the opioid epidemic that many cities across the country are experiencing.

Drug Activity / Calls for Service:

The Fitchburg Police Department received 45 calls regarding drug activity and dozens of online anonymous tips regarding drug activity.

Other Information:

Additionally, FPD responded to 141 non-fatal overdose calls for service.

FPD made 22 section 35 warrant of apprehension arrests in 2023.

According to the Department of Public Health, 17 Fitchburg residents died from fatal overdoses in 2023, and 11 individuals died in Fitchburg as a result of a fatal overdose. (see <https://www.mass.gov/lists/current-overdose-data> for more information)

In 2023, through a grant awarded by the Bureau of Justice Assistance's COSSAP program, FPD hired its first Crisis Response Clinician whose primary duty is to respond to substance abuse related calls for service and follow-up. The Clinician also responds to mental health related calls of service and related activity.



In 2023, FPD received 932 calls for service regarding a person experiencing a mental health crisis (includes suicide attempts). Every FPD officer has received basic Mental Health training, and close to 40% of the department has attended an advanced mental health training course (CIT training). This department works with families to help educate people on the process of obtaining a Section 12 or a Section 35 to assist their loved ones in need of services. FPD apprehended 22 people on Section 35 warrants and 5 Section 12 warrants. FPD issued over (approximately) 400 Section 12 applications.

This department began a new partnership with Open Sky Community Services in late 2023. A clinician from Open Sky & a CIT trained officers carry out weekly home visits to persons who recently experienced a mental health crisis to ensure that their needs have been met. On average, the team attempts hundreds of site visits annually. In 2022, this department applied for and received a highly competitive grant for the Bureau of Justice's COSSAP grant program which will allowed FPD to hire its first Crisis Response Clinician. Additionally, this department applied for and received a highly competitive COPS Hiring Grant award and those funds will be used to hire two officers to assist in crisis response. Both grant funded positions started in 2023.

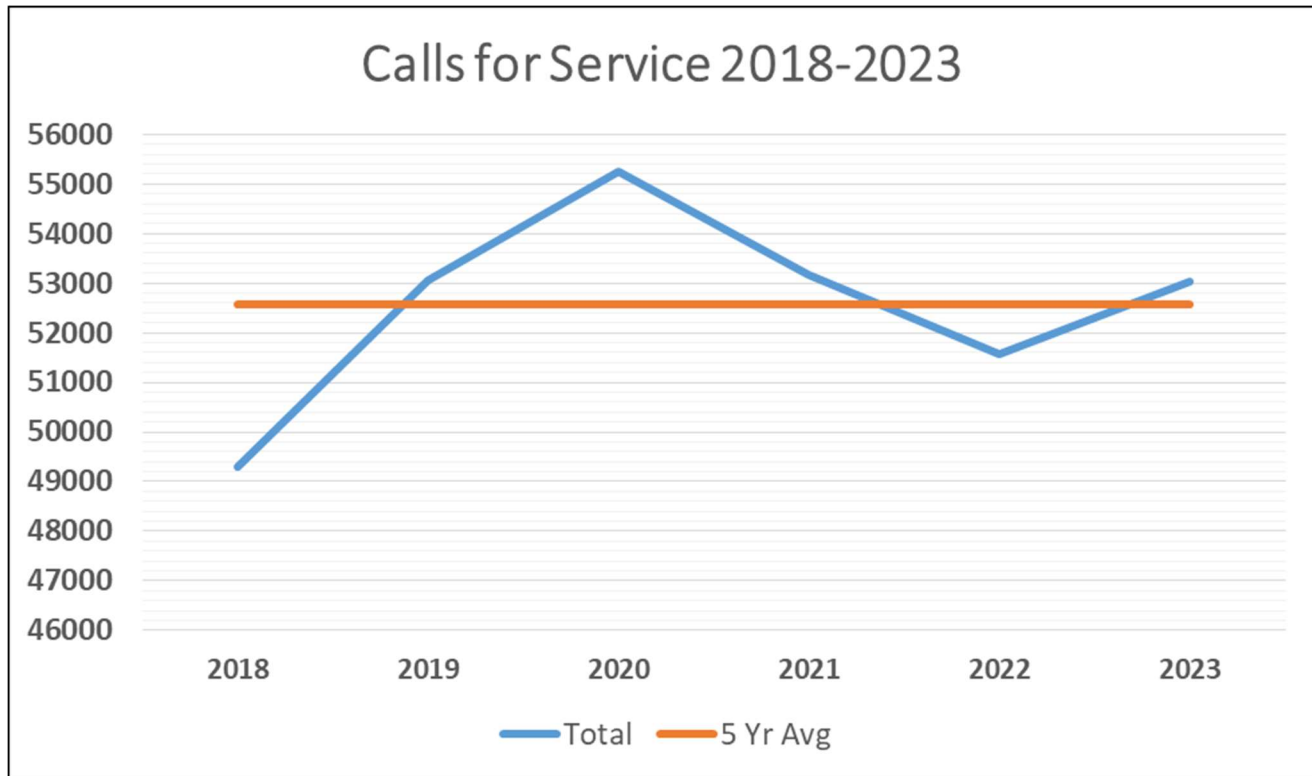
In 2023, this department recorded 1,327 (+101) motor vehicle crashes in the city. This is a 8% increase from the previous year and a 5% decrease from the five year average. Majority of crashes occur on Tues & Fridays. Peak crash time is from 2pm-5pm. The FPD Traffic Unit has been working towards reducing the number of crashes by deploying in high crash areas during peak crash times. Community Engagement & School Resource Officers have been educating the community about the dangers of speeding, driving under the influence, and distracted driving. Additionally, this department continues to pursue grant funds to support efforts to reduce distracted driving, speeding, and pedestrian/bike safety.

One reported motor vehicle involved fatality in 2023.

Fitchburg Police Department recorded 53,027 (+3%) calls for service in 2023. 16,089 of those calls were 911 calls which makes up about 30% of the call volume.



Calls for Service, Total Reported Crimes and Arrests



Total 2023 Calls for Service: 53,027

Highlights: Calls for service increased approximately 3% from the previous year.

Some of the top or notable calls reasons include:

Fire/EMS related calls (5,651 calls), traffic enforcement (3,083 calls), general disturbances (1,471 calls), proactive patrols/area checks (13,782 calls), mental health related (932 calls), possible overdoses (141 calls), drug activity (45 calls), suspicious activity related calls (3,019 calls; % of call volume), panhandling (55 calls), firework complaints (114 calls), traffic complaints (437 calls), drunkenness (140 calls) , well being checks (818 calls), fraud calls (286) and loud noise/music complaint calls (789).

Total 911 Calls—16,089

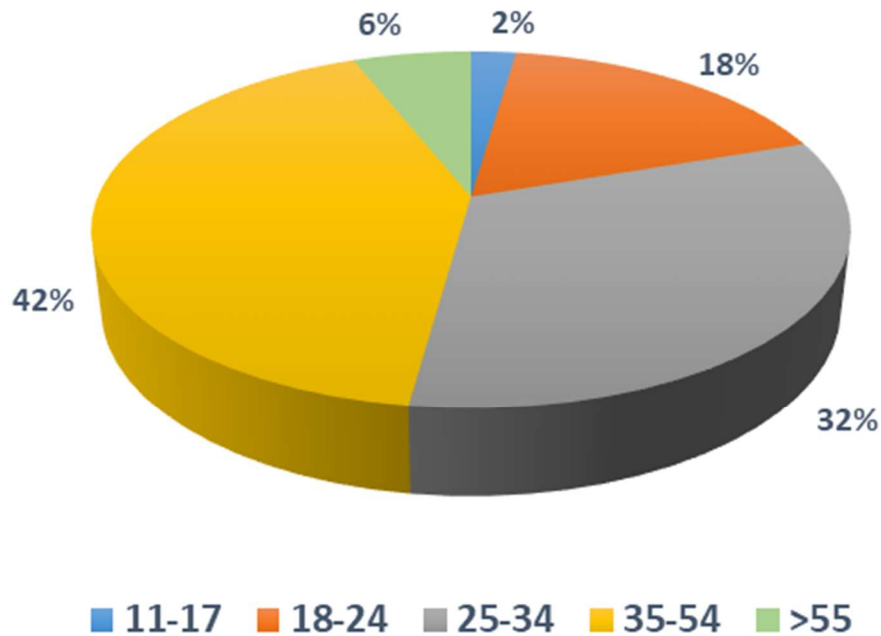
30% of all call volume.



Calls for Service, Total Reported Crimes and Arrests

Total Arrests & Arrest Breakdown

Arrest Breakdown by Age, Year 2023



2023 Arrest Totals: 481 arrests

Down 1.64% from last year

Highlights: Overall, domestic violence related arrests made up 36% (+3%) of all total arrests. The top five primary arrest reasons include: All other offenses (n=145), simple assault (n=123), traffic, town by law offenses (n=75), aggravated assault (n=50) and drug/narcotic violations (n=23)

2% of all arrestees were under the age of 18. Most who were arrested were between the age categories 35-54 years old which totaled 42% of all arrests.

73% of all arrestees were male, 27% were female & <1% non-binary (x).



Calls for Service, Total Reported Crimes and Arrests

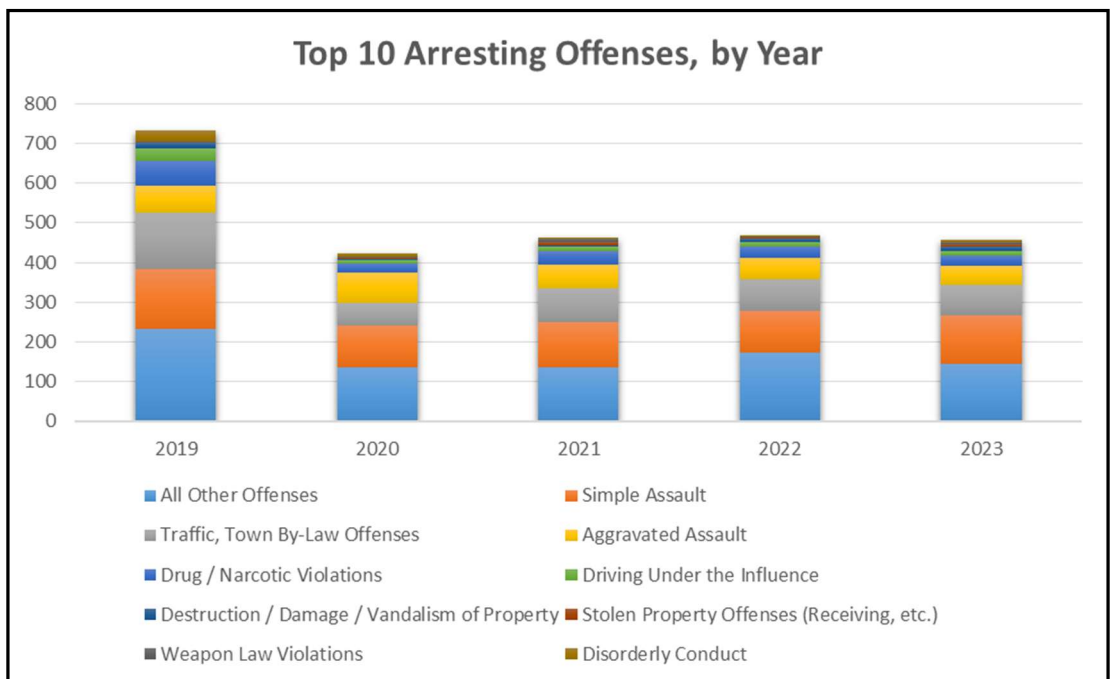
Arrest Info

Continued:

According to the FBI, an offense is “cleared” by an arrest when the following criteria has been met: Arrested, Charged with the commission of the offense or turned over the court for prosecution (summons, etc)*. The information to the right only reflects warrant arrests (all other offenses) and actual arrests. Majority of “All Other Offenses” are warrant arrests or restraining order violations. “Traffic, Town by Law Offenses” can be described as anything from traffic violations (unlicensed operation of motor vehicle, etc) to city general ordinance violations (open container violation, etc)

Top 10 Arrest Categories according to 2023 data

Primary Arresting Offense	2019	2020	2021	2022	2023
All Other Offenses	233	136	137	173	145
Simple Assault	150	105	113	105	123
Traffic, Town By-Law Offenses	142	56	84	80	75
Aggravated Assault	69	79	61	54	50
Drug / Narcotic Violations	61	20	34	27	23
Driving Under the Influence	32	9	11	11	12
Destruction / Damage / Vandalism of Property	14	5	4	11	11
Stolen Property Offenses (Receiving, etc.)	1	3	6	1	6
Weapon Law Violations	1	2	9	4	6
Disorderly Conduct	29	7	3	3	5

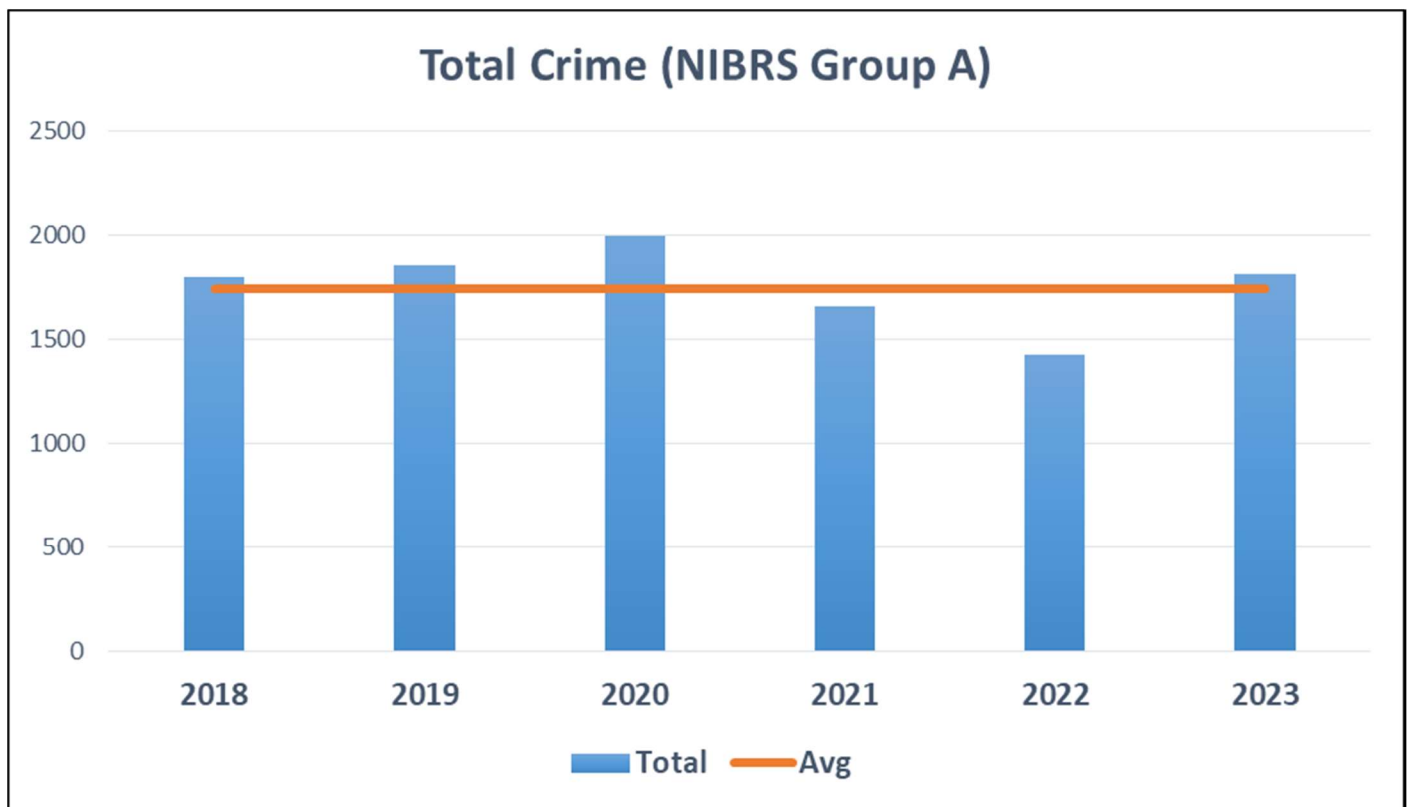




Calls for Service, Total Reported Crimes and Arrests

NIBRS Crime Data (*National Incident Based Reporting Systems*)

NIBRS—Group A Offenses	5 Yr. Avg	2022	2023	Freq +/-	normal range	% change from 2022	%change from avg
Totals	1745.8	1425	1813	388	1552-1939	27%	4%



Notes:

- Total Group A offenses increased 27% from the prior year & increased 4% from the five year average.
- Please note that the FBI's Crime Reporting metrics shifted from UCR Part I Offenses to NIBRS for data collection & reporting purposes. NIBRS Group A Offenses includes many more offenses than the ten UCR Part I Offenses.



Calls for Service, Total Reported Crimes and Arrests

NIBRS Crime Data (*National Incident Based Reporting Systems*)

Group A Offenses—Crimes Against Persons

Crimes Against Persons	5 Yr. Average	2022	2023	Freq +/-	normal range	% change from 2022	%change from avg
Aggravated Assault	160	148	149	1	152-167	1%	-7%
Forcible Fondling	32	33	36	3	27-37	9%	13%
All Rape	23	21	26	5	18-28	24%	11%
Intimidation	54	52	44	-8	53-55	-15%	-18%
Kidnapping / Abduction	4	4	1	-3	2-7	-75%	-77%
Murder and Non-negligent Manslaughter	1	1	2	1	0-2	100%	100%
Simple Assault	271	234	340	106	240-301	45%	26%
Incest	1	3	2	-1	0-2	-33%	100%
Human Trafficking, Commercial Sex Acts	0	1	1	0	0-1	0%	400%
Human Trafficking, Involuntary Servitude	0	0	0	0	0-1	#DIV/0!	-100%
Statutory Rape	4	2	6	4	2-7	200%	36%
Totals	560	499	607	108	522-598	22%	8%

Notes:

- ♦ 32% of all reported aggravated assaults were related to acts of domestic violence. 40% of all reported simple assaults were related to acts of domestic violence. The Fitchburg Police Department employs a full time civilian domestic violence advocate to assist victims of domestic violence, and connects them to resources and services. For more information on domestic violence services please see the DV page in this report, or visit the department's website <http://www.ci.fitchburg.ma.us/398/Domestic-Violence>
- ♦ 31% of all reported aggravated assaults were cleared in 2023; down 7 % from last year
- ♦ 38% of all simple assaults were cleared in 2023; down 13% from last year
- ♦ With the recent updates to NIBRS reporting from the FBI, Robbery offenses have been moved to Crimes Against Property—next page
- ♦ “All Rape” now includes multiple rape offense categories/definitions
- ♦ There were two reported homicides in 2023.
- ♦ Total violent crime increased 22% from last year and 8% from the five year average.



Calls for Service, Total Reported Crimes and Arrests

Group A Offenses Breakdown, continued

<u>NIBRS - Crimes Against Property</u>	<u>5 Yr Avg</u>	<u>2022</u>	<u>2023</u>	<u>Freq +/-</u>	<u>normal range</u>	<u>% change from 2022</u>	<u>%change from average</u>
All Other Larceny	208	161	227	66	169-248	41%	9%
Arson	3	5	6	1	2-4	20%	76%
Burglary / Breaking and Entering	88	61	75	14	63-112	23%	-14%
Counterfeiting / Forgery	20	14	15	1	13-28	7%	-26%
Credit Card / ATM Fraud	8	3	1	-2	3-13	-67%	-88%
Destruction / Damage / Vandalism of Property	339	329	372	43	314-363	13%	10%
Embezzlement	1	0	2	2	0-2	#DIV/0!	100%
Extortion / Blackmail	1	0	4	4	0-2	#DIV/0!	300%
False Pretenses / Swindle / Confidence Game	73	46	58	12	52-94	26%	-21%
Impersonation	60	32	72	40	22-98	125%	20%
Identity Theft	0	1	0	-1	0-1	-100%	-100%
Hacking /Computer invasion	0	0	0	0	0-0	#DIV/0!	#DIV/0!
Motor Vehicle Theft	52	43	52	9	39-65	21%	-1%
Pocket-picking	1	0	1	1	0-2	#DIV/0!	0%
Purse-snatching	3	1	0	-1	1-4	-100%	-100%
Shoplifting	35	20	24	4	16-55	20%	-32%
Stolen Property Offenses (Receiving, etc.)	16	8	17	9	11-21	113%	8%
Robbery	29	19	17	-2	17-41	-11%	-42%
Theft from a Building	37	14	21	7	15-60	50%	-44%
Theft from a Coin-Operated Machine or Device	0	0	0	0	0-0	#DIV/0!	#DIV/0!
Theft from a Motor Vehicle	90	42	109	67	51-129	160%	21%
Theft of Motor Vehicle Parts or Accessories	13	4	13	9	7-18	225%	3%
Welfare Fraud	0	0	0	0	0-1	#DIV/0!	-100%
Wire Fraud	0	0	0	0	0-1	#DIV/0!	-100%
Totals	1079	803	1086	283	887-1272	35%	1%

Notes:

- ◆ All other larceny increased 41% from last year & 9% from the average.
- ◆ Reported vandalisms/graffiti/destruction of property reports increased 13% last year & 10% from the average
- ◆ Reported thefts from motor vehicles increased 160% from last year & 21% from the average. Most vehicles were left unsecured or unlocked.
- ◆ Reported number of impersonation offenses (scams,etc) increased 125% from last year & 20% from the average
- ◆ Total number of property crime increased 35% from last year, but only 1% from the five year average.



Calls for Service, Total Reported Crimes and Arrests

Total Reported Crimes : NIBRS Data (*National Incident Based Reporting Systems*)

Group A Offenses Breakdown, continued

<u>NIBRS - Crimes Against Society</u>	<u>5 Yr. Avg</u>	<u>2022</u>	<u>2023</u>	<u>Freq +/-</u>	<u>normal range</u>	<u>% change 2022</u>	<u>%change avg</u>
Drug / Narcotic Violations	58	52	39	-13	44-73	-25%	-33%
Pornography / Obscene Material	6	5	9	4	5-7	80%	50%
Prostitution	3	1	3	2	-1-7	200%	-12%
Weapon Law Violations	46	64	65	1	36-56	2%	41%
Betting/Wagering	0	0	0	0	0-0	#DIV/0!	#DIV/0!
Operating/Promoting/Assisting Gambling	1	1	3	2	0-2	200%	114%
Purchasing Prostitution	0	0	0	0	0-0	#DIV/0!	#DIV/0!
Animal Cruelty	0	0	0	0	0-0	#DIV/0!	#DIV/0!
Sports Tampering	0	0	0	0	0-0	#DIV/0!	#DIV/0!
Gambling Equipment Violations	0	0	0	0	0-0	#DIV/0!	#DIV/0!
Drug Equipment Violations	0	0	0	0	0-1	#DIV/0!	-100%
Assisting or Promoting Prostitution	1	0	1	1	-1-2	#DIV/0!	67%
Totals	116	124	120	-4	96-137	-3%	3%

Notes:

- Weapons law violations increased 2% from last year and 41% from the five year average.
- Drug violations decreased 2% from the prior year and decreased 33% from the average.
- Overall Societal Crimes decreased 3% from last year, but increased 3% from the average.



Calls for Service, Total Reported Crimes and Arrests

Total Reported Crimes : NIBRS Data (*National Incident Based Reporting Systems*)

Group B Arrests

Group B - Arrests Only	<u>2019</u>	<u>2020</u>	<u>2021</u>	<u>2022</u>	<u>2023</u>	<u>4 Yr Avg</u>
Bad Checks	0	0	0	0	0	0
Loitering/Vagrancy	0	0	0	0	0	0
Disorderly Conduct	44	10	7	3	8	16
Driving Under the Influence	36	10	11	12	13	17
Drunkenness	1	0	0	0	0	0
Family Offenses (Nonviolent)	0	0	0	0	1	0
Liquor Law Violations	1	0	0	0	0	0
Peeping Tom	0	0	0	0	0	0
Trespass	13	3	1	5	2	6
All Other Offenses	270	153	150	199	166	193
Totals	365	176	169	219	190	232

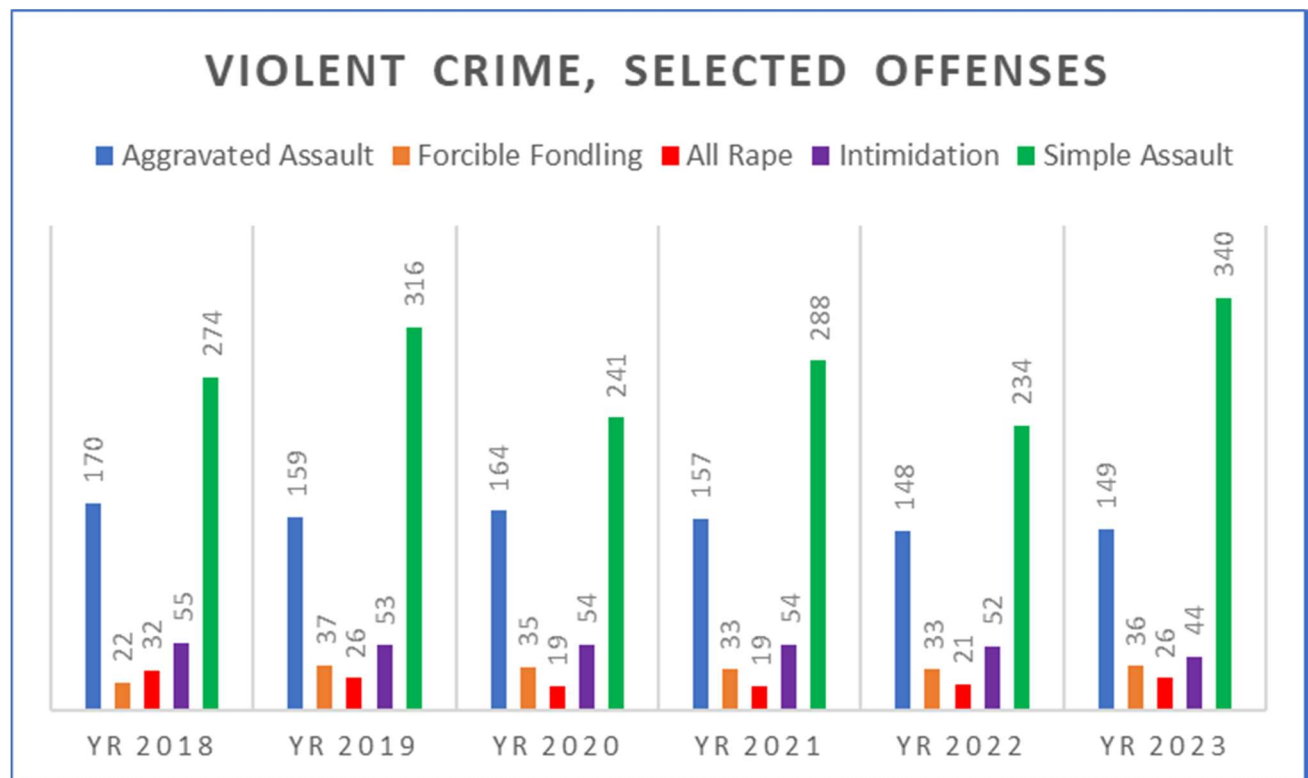
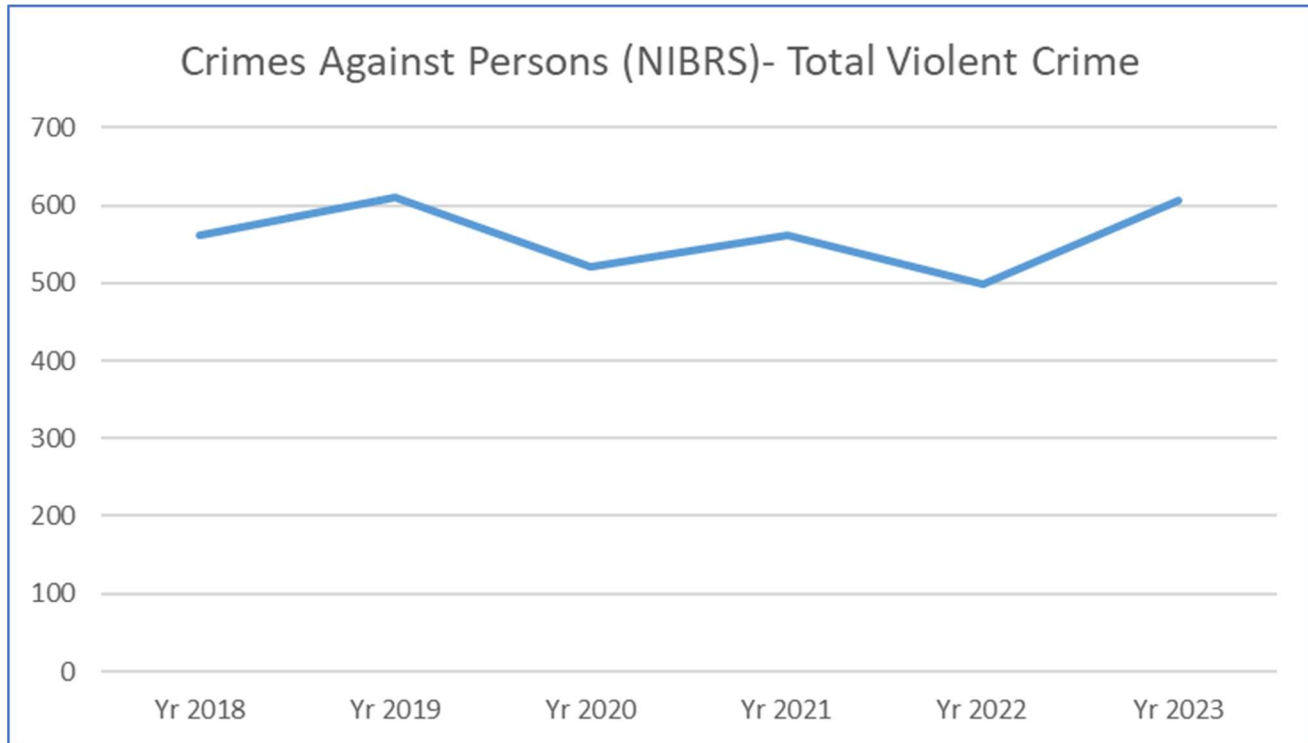
Notes:

- Weapons law violations increased 2% from last year and 41% from the five year average.
- Drug violations decreased 2% from the prior year and decreased 33% from the average.
- Overall Societal Crimes decreased 3% from last year, but increased 3% from the average.



Calls for Service, Total Reported Crimes and Arrests

Crime Statistics—Violent Crime

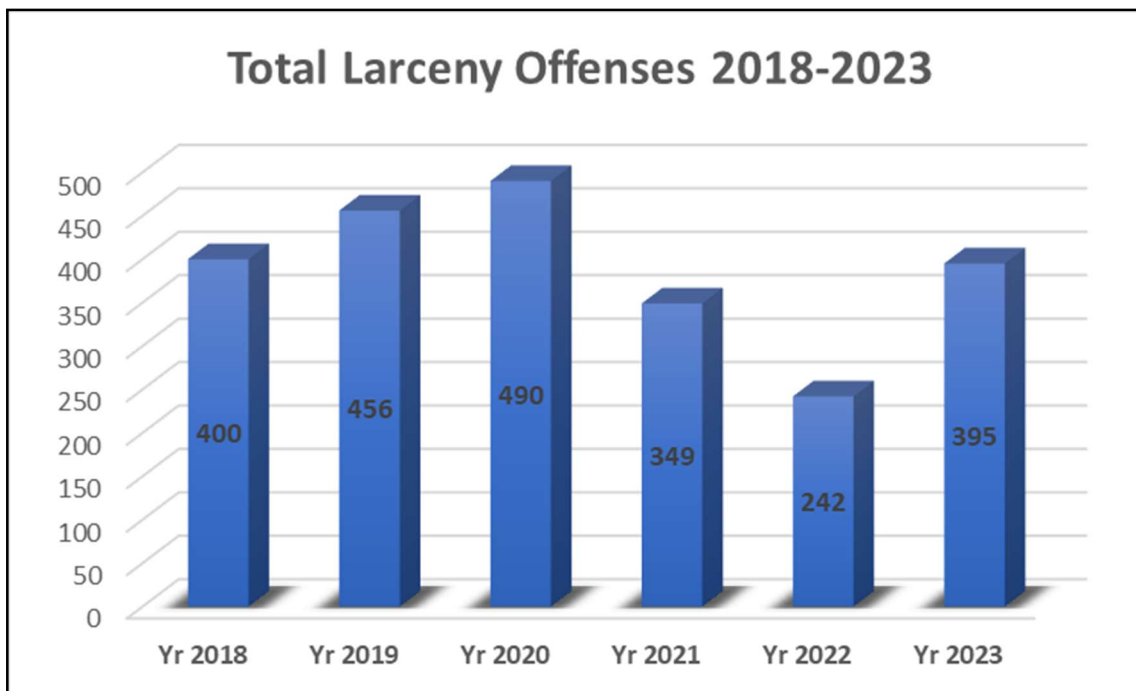
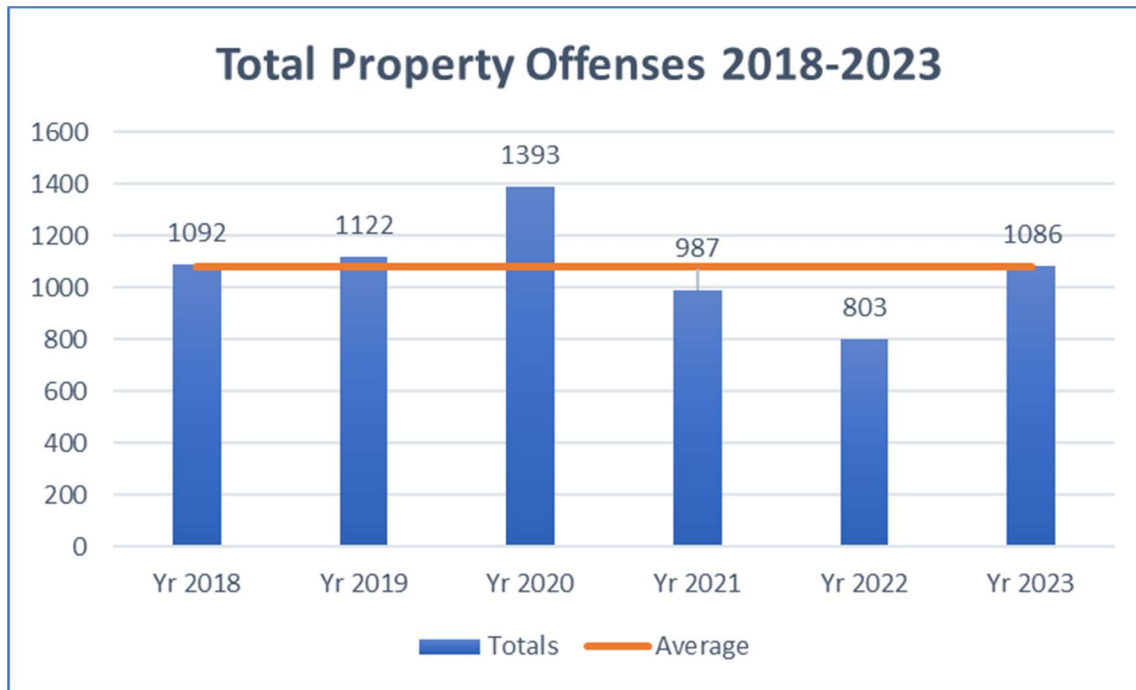


Selected offenses included offenses that had more than 10 reported incidents for the year



Calls for Service, Total Reported Crimes and Arrests

Property Crime—Selected Offenses

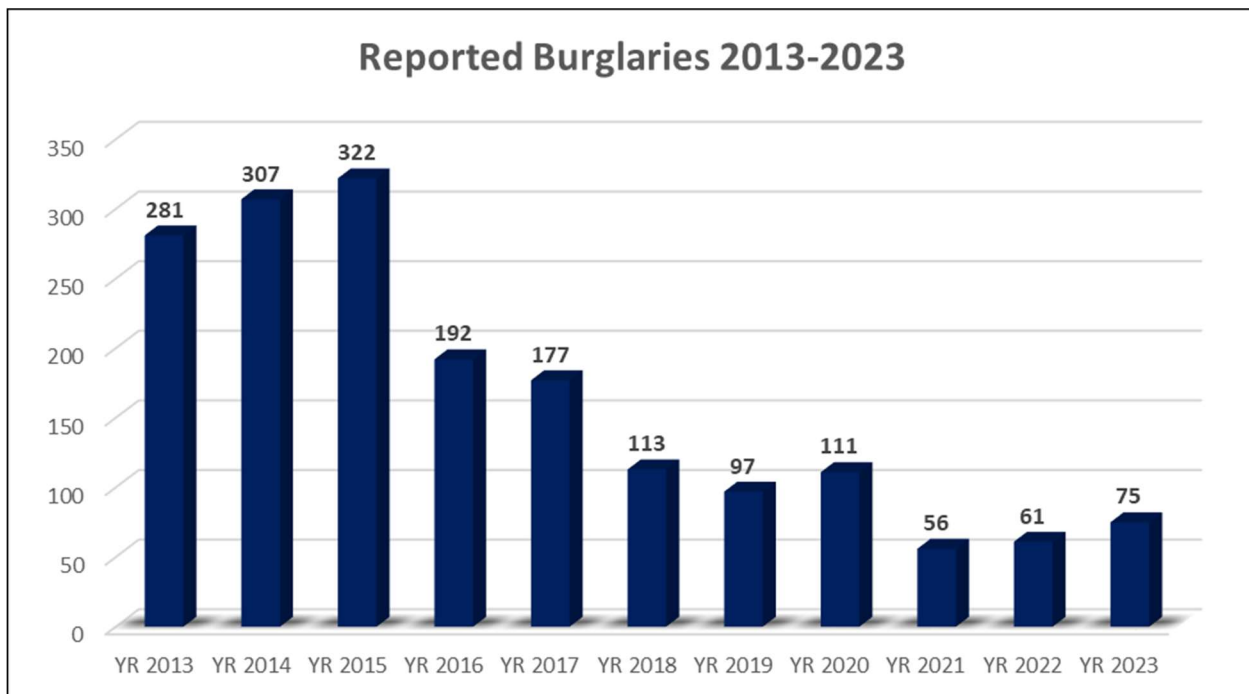
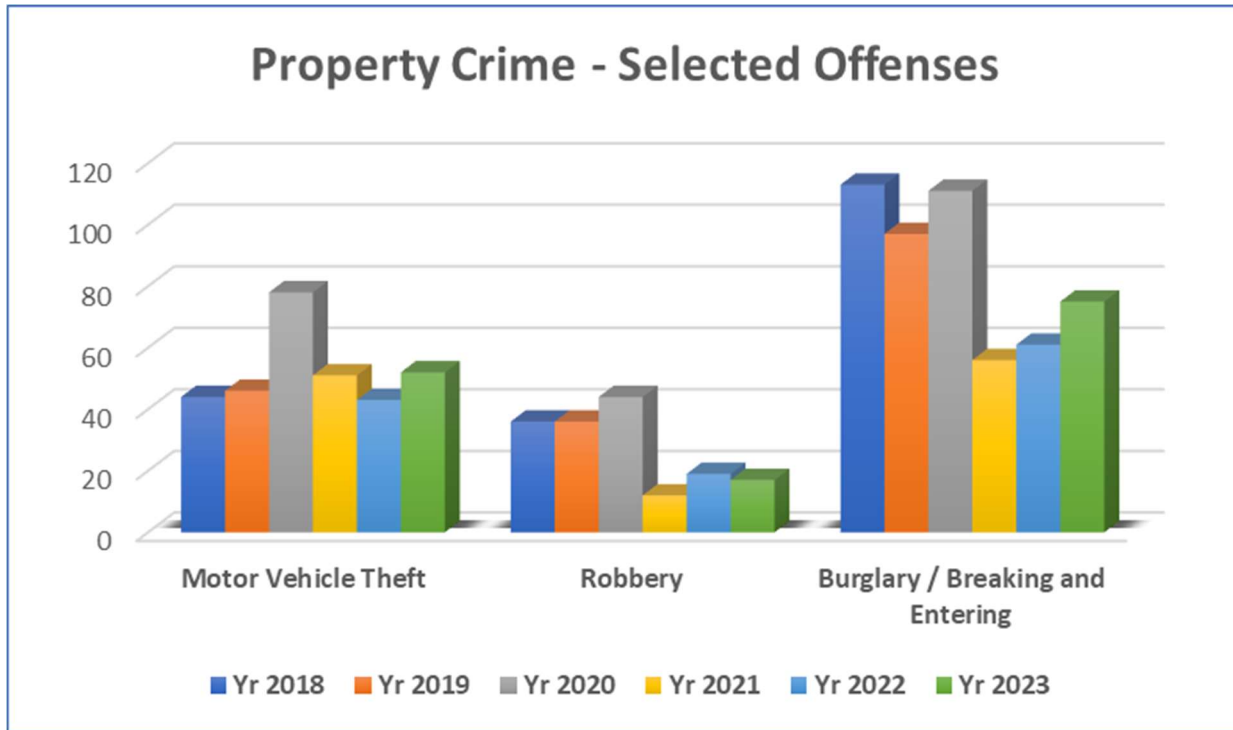


Larceny offenses include all other larceny, pocket-picking, Purse-snatching, Shoplifting, Theft from a Building, Theft from a Coin-Operated Machine or Device, Theft from a Motor Vehicle, Theft of Motor Vehicle Parts or Accessories



Calls for Service, Total Reported Crimes and Arrests

Property Crime—Selected Offenses

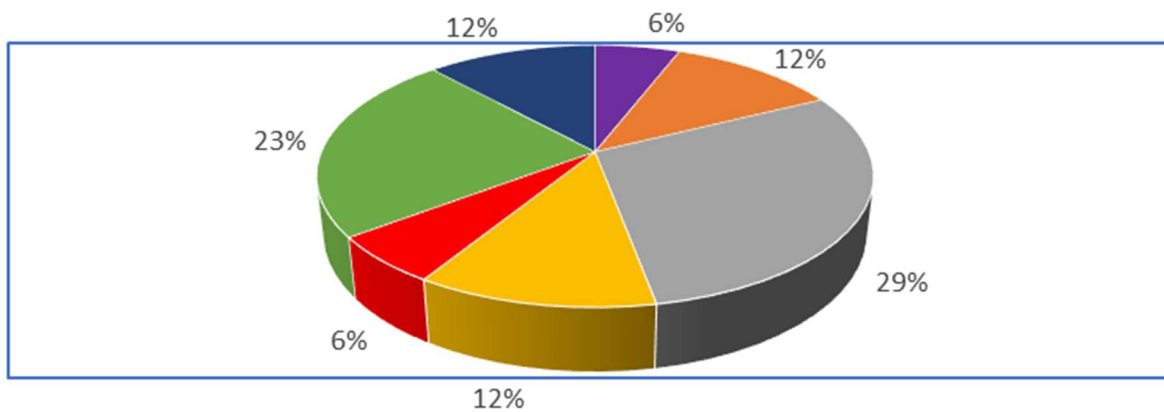
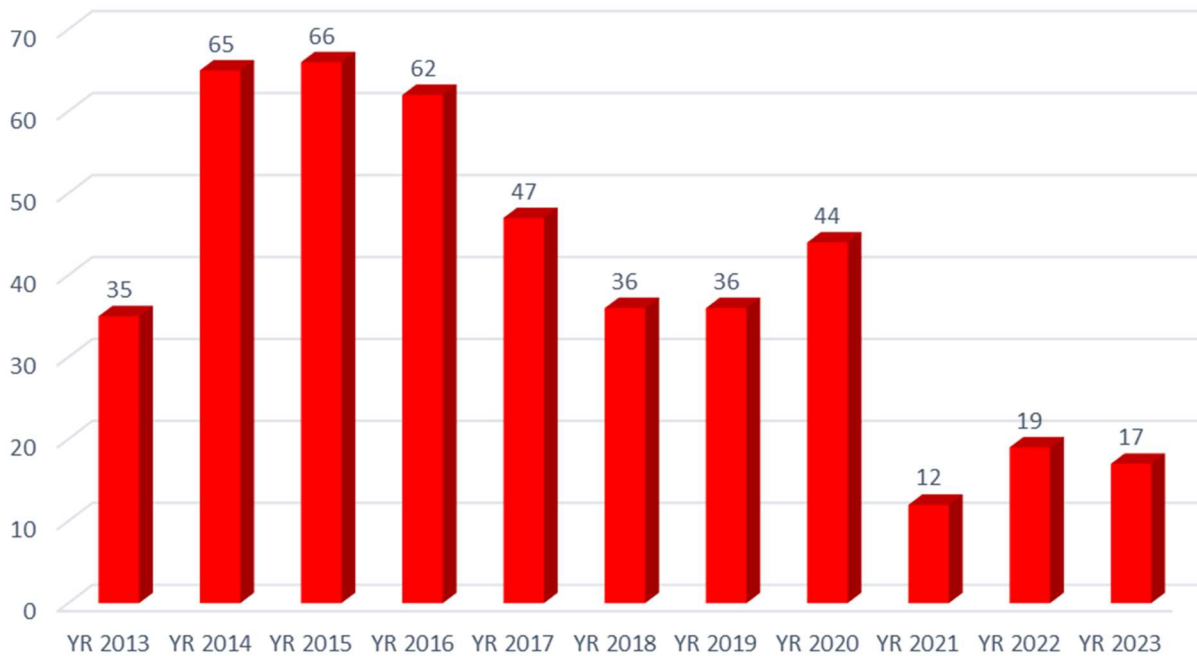




Calls for Service, Total Reported Crimes and Arrests

Property Crime—Selected Offenses

Reported Robberies 2013-2023



- Commercial/Office Building
- Convenience Store
- Highway/Road/Alley/Street
- Other/Unknown
- Parking Lot/Garage
- Residence/Home/Apt./Condo
- Service/Gas Station

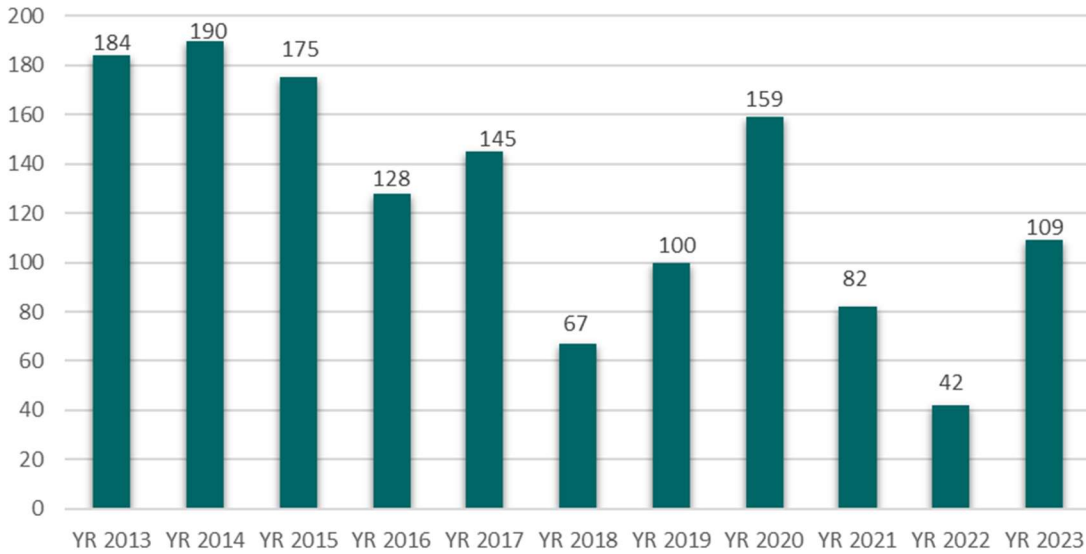
Robbery Locations, by Location Type



Calls for Service, Total Reported Crimes and Arrests

Property Crime Breakdown, continued.

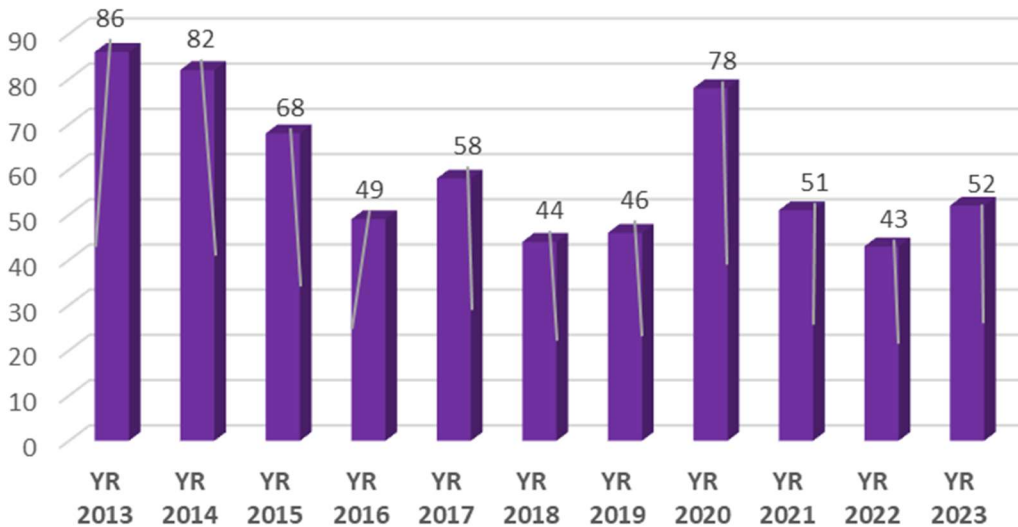
Theft from a Motor Vehicle Offenses 2013-2023



Note:

Majority of vehicles were left unlocked or unsecured. Reported incidents drastically increased from last year. Incidents increased about 20% from the five year average and more than doubled from the prior year.

Motor Vehicle Theft 2013-2023



Note:

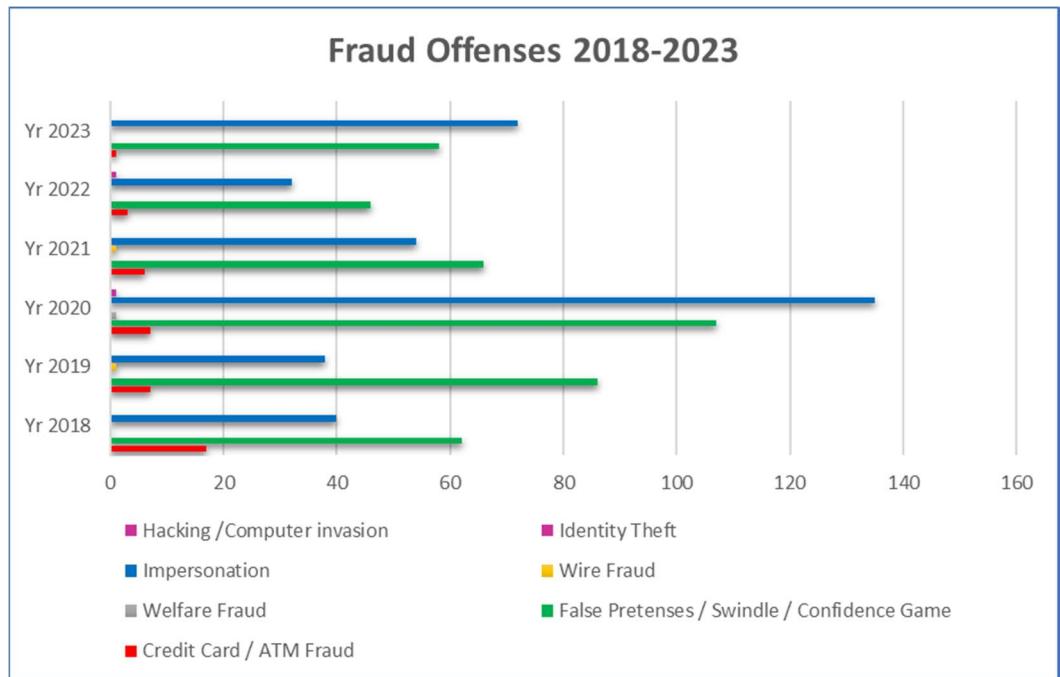
Incidents increased 21% from the prior year but decreased 1% (*no significant change*) from the five year average.



Calls for Service, Total Reported Crimes and Arrests

Fraud Offenses & Scams

The FBI defines fraud offenses as, “The intentional perversion of the truth for the purpose of inducing another person or other entity in reliance upon it to part with something of value or to surrender a legal right.” These fraud offenses include: false pretenses/ swindle/ confidence game, credit card or ATM fraud, welfare fraud, wire fraud and impersonation.



Fraud Offenses	Yr 2018	Yr 2019	Yr 2020	Yr 2021	Yr 2022	Yr 2023
Credit Card / ATM Fraud	17	7	7	6	3	1
False Pretenses / Swindle / Confi-	62	86	107	66	46	58
Welfare Fraud	0	0	1	0	0	0
Wire Fraud	0	1	0	1	0	0
Impersonation	40	38	135	54	32	72
Identity Theft	0	0	1	0	1	0
Hacking /Computer invasion	0	0	0	0	0	0

Residents have reported a number of scams to the Fitchburg Police Department over the years. The most common scams are “Lottery Scams”, “Grandparent scams”, Identity theft, Telemarketing schemes, IRS scams, and “419” Letter Scams. Information on common & recent scams please check the FBI’s website. <http://www.fbi.gov/scams-safety/fraud/>.

If you purchase something online, FPD has a safe parking space in front of the station for sale exchanges!



Family Services Unit

Reported Domestic Violence Related Incidents by Year, Incident Type

<u>Domestic Violence - Primary Offense</u>	<u>2020</u>	<u>2021</u>	<u>2022</u>	<u>2023</u>	<u>Prior Yr +/-</u>
Aggravated Assault	73	51	53	48	-5
All Other Larceny	0	2	0	0	0
All Other Offenses	73	64	52	36	-16
Arson	1	0	0	0	0
Burglary / Breaking and Entering	4	2	0	3	3
Counterfeiting / Forgery	0	1	0	0	0
Destruction / Damage / Vandalism of Property	10	7	4	5	1
Disorderly Conduct	0	1	0	0	0
Family Offenses, Nonviolent	0	0	0	1	1
Forcible Fondling	5	0	1	1	0
Forcible Rape	2	0	0	1	1
Intimidation	9	6	6	0	-6
Kidnapping / Abduction	2	5	1	0	-1
Motor Vehicle Theft	1	0	0	0	0
Robbery	3	0	0	1	1
Sexual Assault with an Object	0	1	0	0	0
Simple Assault	142	145	126	136	10
Statutory Rape	0	0	1	1	0
Traffic, Town By-Law Offenses	2	1	3	2	-1
Trespass	0	0	0	1	1
Weapon Law Violations	0	2	1	1	0
Grand Total	327	288	248	237	-11

The Family Services Unit at the Fitchburg Police Department employs an advocate who provides services for the victims of domestic violence within the City of Fitchburg. In late 2023, FPD welcomed our new Civilian Advocate Najid Figueroa to the team.

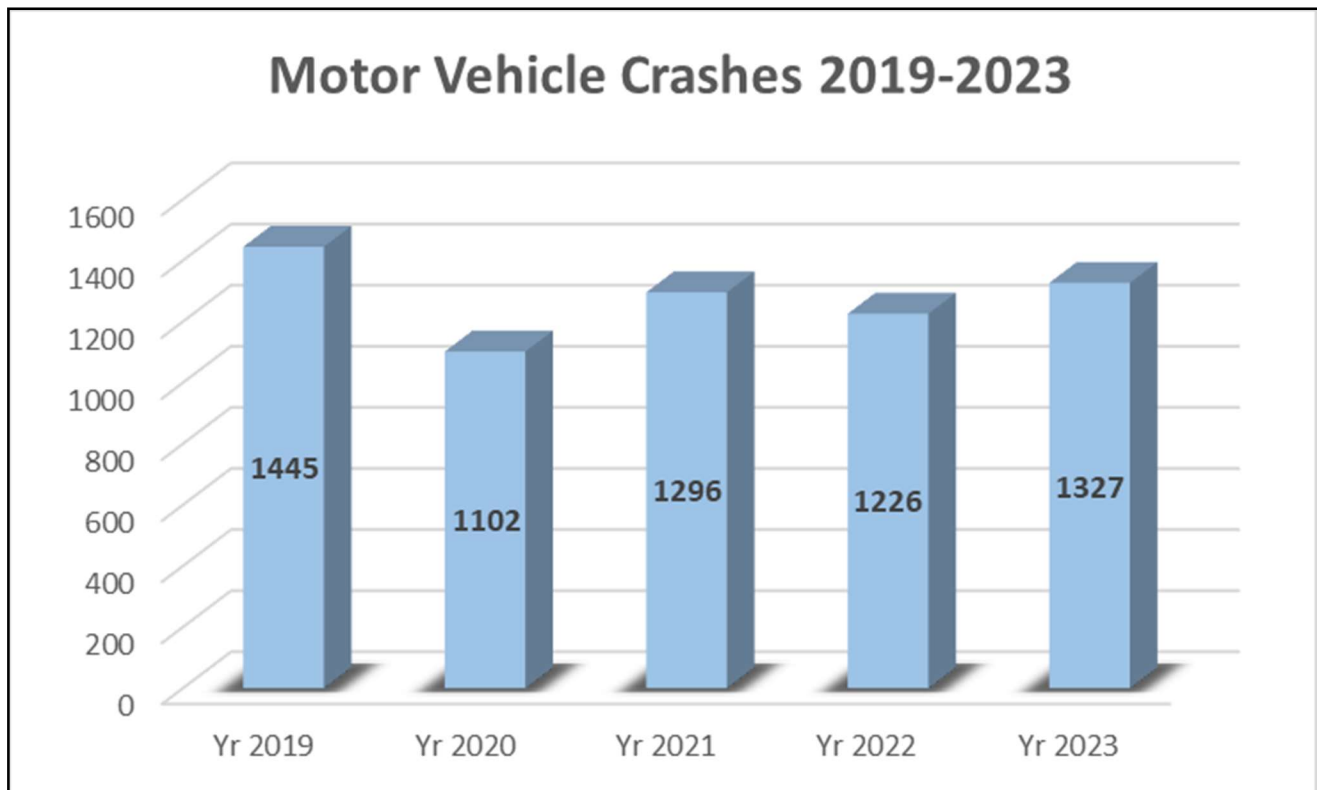
Services provided by the unit are crisis intervention, risk assessment, referrals to community services, educational services relating to 209A rights and options, and record keeping. The Domestic Violence Advocate works closely with YWCA and Safeplan to provide a complete support system for the victim. Court Advocacy is also offered to the victims to help aid in holding the offender accountable by full prosecution. The Fitchburg Police Department is committed to achieving a community free of domestic violence.

Family Services Unit #978-343-4551 x1265 Civilian Advocate Najid Figueroa
Please dial 911 for emergencies



Traffic Unit: Accident Analysis

<u>Accident Breakdown</u>	<u>Yr 2019</u>	<u>Yr 2020</u>	<u>Yr 2021</u>	<u>Yr 2022</u>	<u>Yr 2023</u>	<u>Diff +/-</u>	<u>Avg</u>	<u>% Chg pri- or year</u>	<u>% Chg Avg</u>
<u>Hit & Run</u>	157	132	164	138	164	26	147.75	19%	11%
<u>Non Motorists</u>	42	27	29	24	37	13	30.5	54%	21%
<u>Personal Injury</u>	226	148	221	181	251	70	194	39%	29%
<u>Fatal</u>	1	0	1	0	1	1	0.5	-	100%
<u>Other</u>	1019	795	881	883	874	-9	894.5	-1%	-2%
<u>Totals</u>	1445	1102	1296	1226	1327	101	1267.25	8%	5%



Notes: Overall crashes increased 8% from the prior year, and increased 5% from the average.



Traffic Unit: Accident Analysis

Motor Vehicle Crashes, by Type

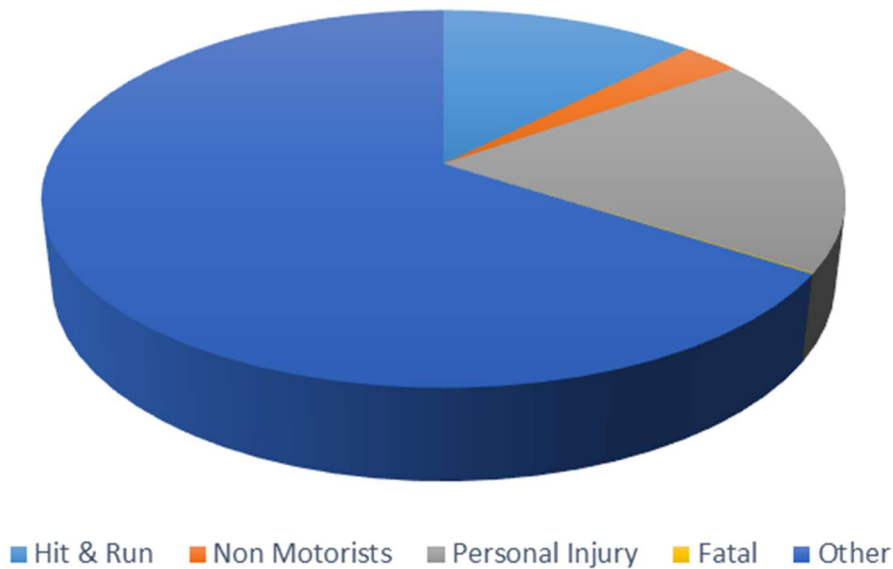
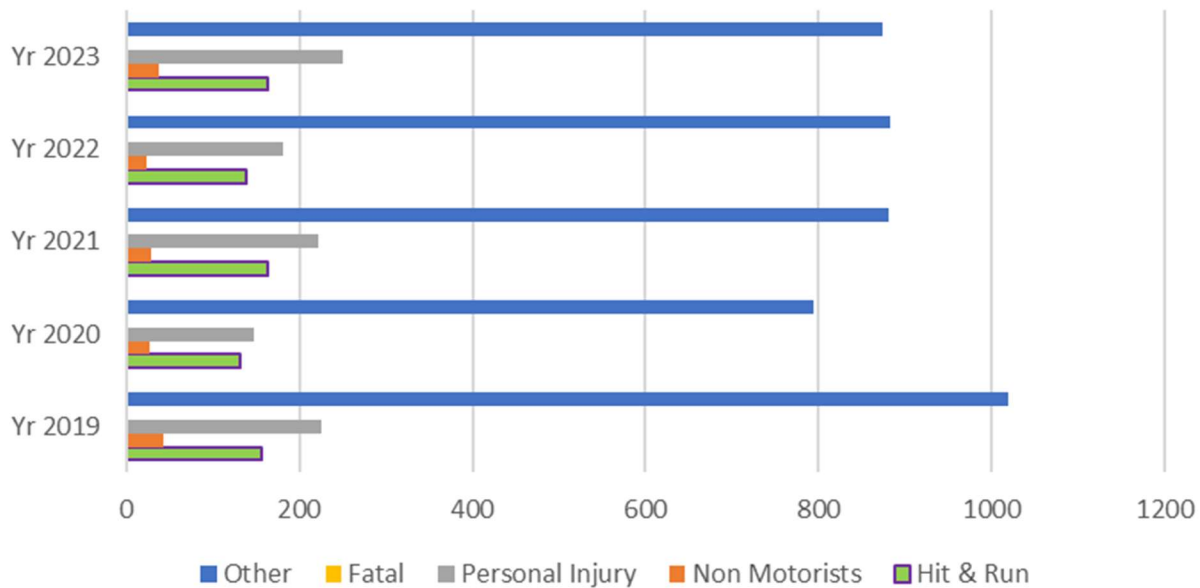


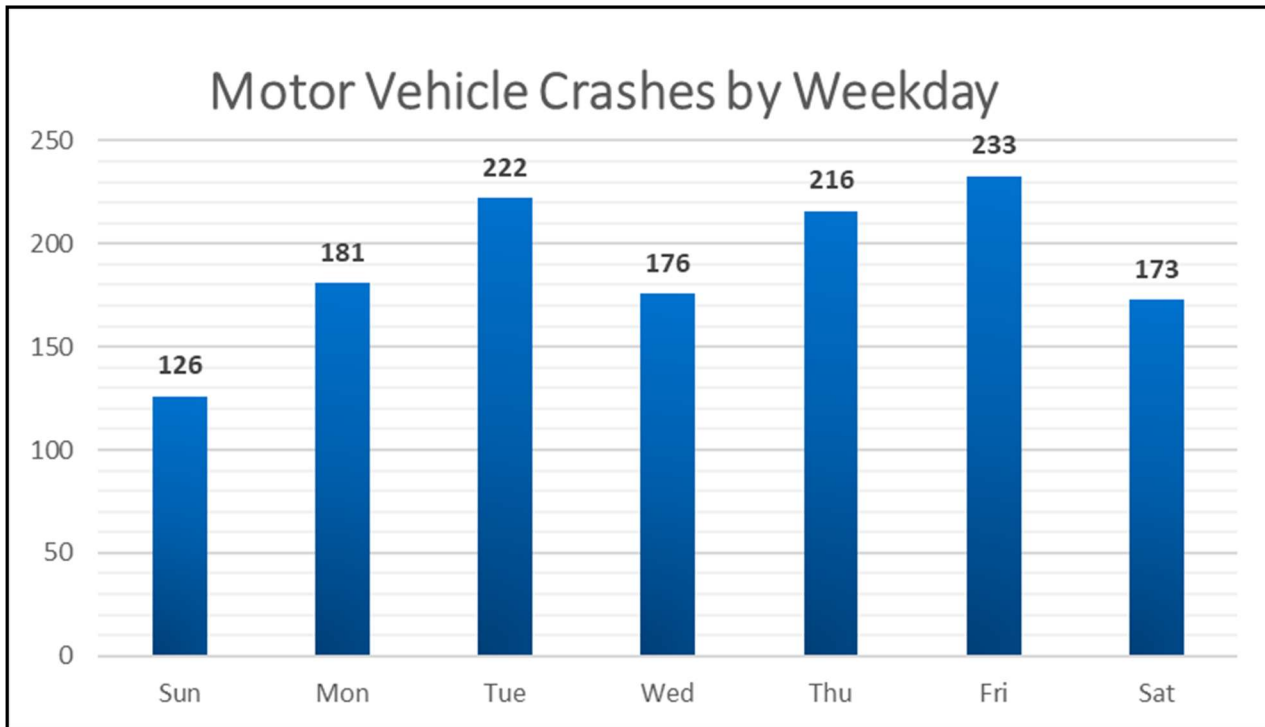
Chart shows a breakdown of types of motor vehicle crashes in 2023

Motor Vehicle Crashes by Type, by Year





Traffic Unit: Accident Analysis



Majority of crashes occurred on Tuesdays (222) and Friday (233)

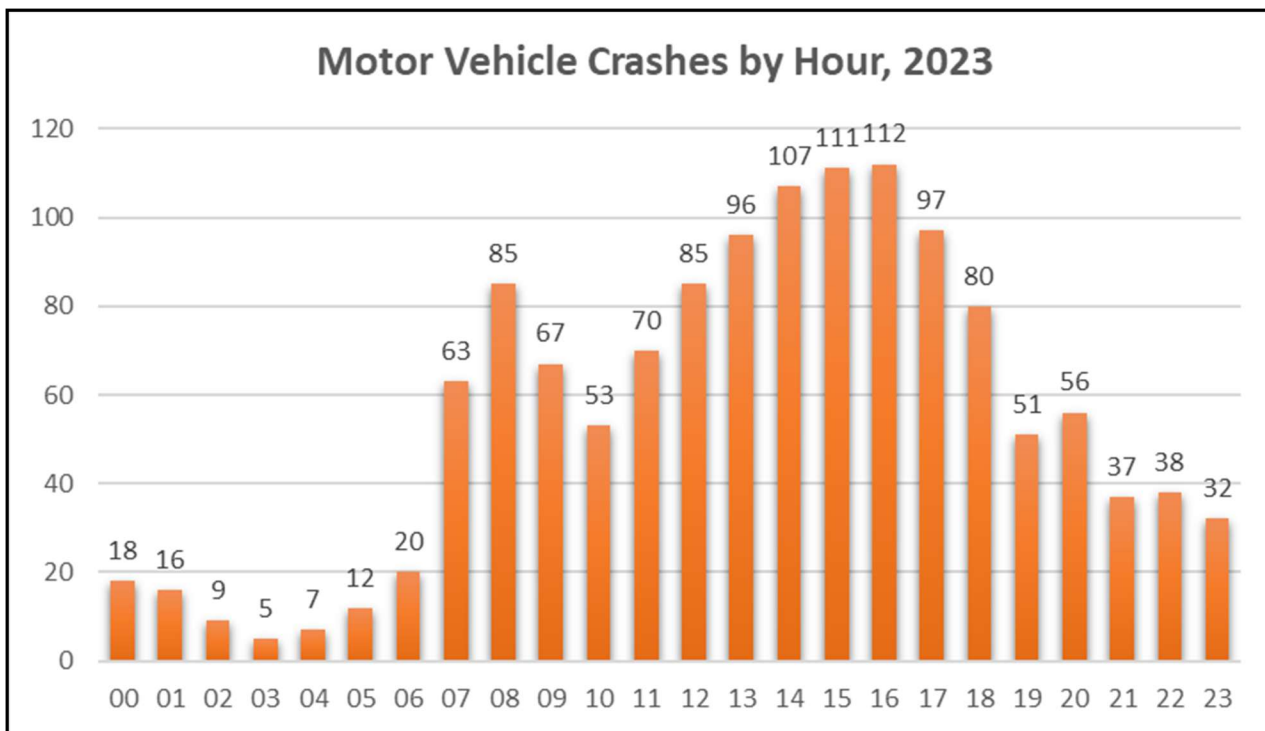
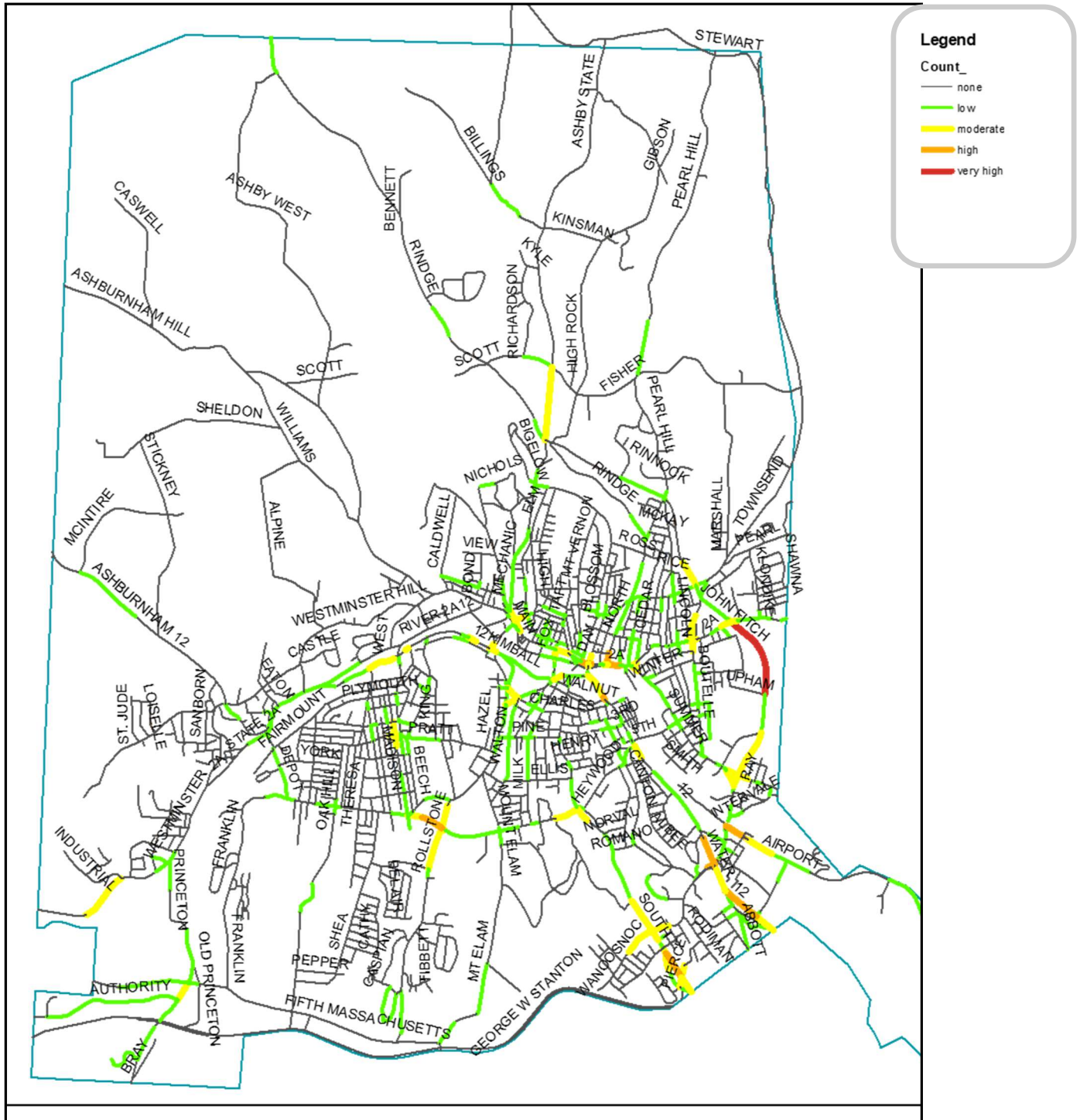


Chart illustrates the peak time for reported motor vehicle crashes in the city for 2023. Peak times between 2pm-5pm.



Traffic Unit: Accident Analysis

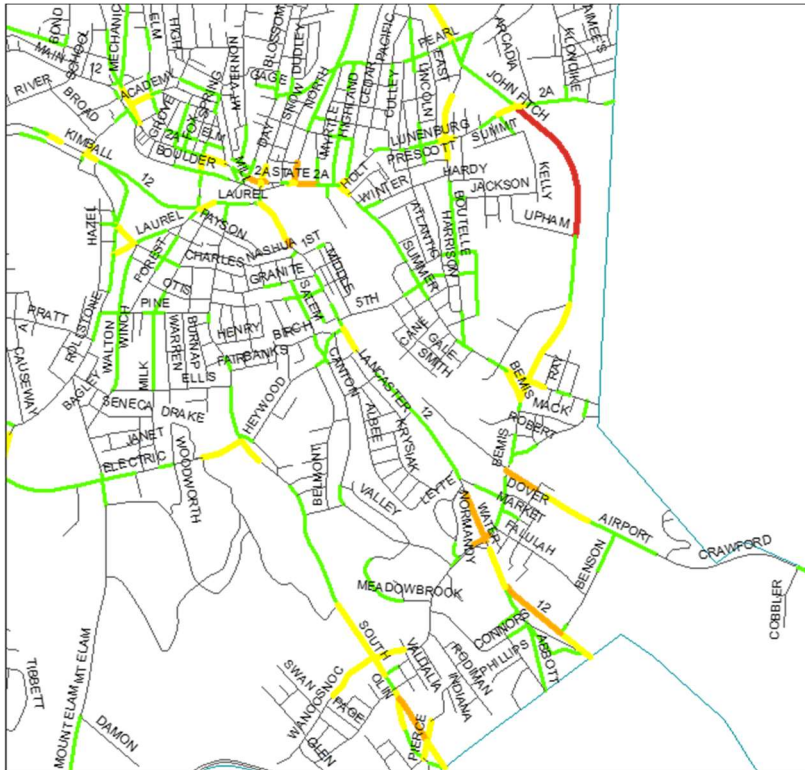
MOTOR VEHICLE CRASHES “HOT SPOT ANALYSIS” 2023





Traffic Unit: Accident Analysis

MOTOR VEHICLE CRASHES 2023 "HOT SPOT ANALYSIS" - by street segment



Locations of the concentration of motor vehicle crashes can be seen by color—red—the highest concentration of crashes and green the lowest.

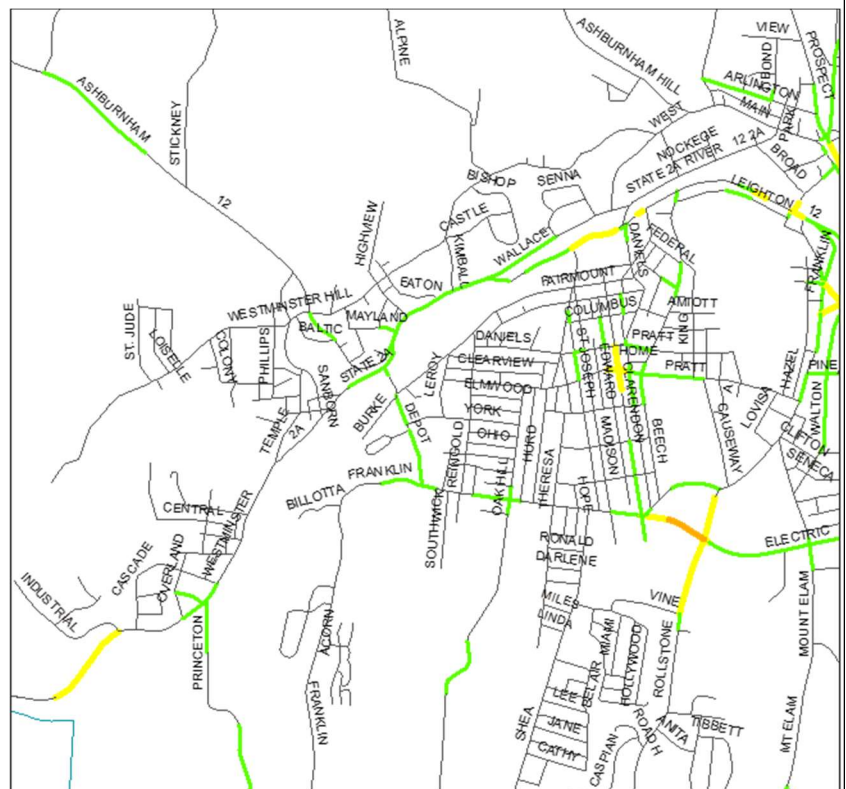
Highest concentration of crashes in the area of John Fitch & Lunenburg to the stretch of JF Hwy by Upham St.

Additionally, high concentration of crashes on Water St by Wanoosnoc & stretch of Water St towards the Leominster line.

Downtown near Main & North, South near Whalon also high for crashes.

High concentration of crashes near Electric & Rollstone

Moderate amount of crashes on Westminster St near Monty Tech





Traffic Unit: Accident Analysis

Top 25 Street Segments for Crashes in 2023

Street Segment	2019	2020	2021	2022	4 Yr Avg	2023	Freq +/-Pr yr	% Chg Pr Yr	% Chg Avg
WATER	158	141	128	113	135	137	24	21%	1%
MAIN	118	73	96	89	94	113	24	27%	20%
JOHN FITCH	114	92	99	91	99	103	12	13%	4%
SOUTH	63	52	71	51	59	60	9	18%	1%
LUNENBURG	53	47	63	50	53	49	-1	-2%	-8%
SUMMER	23	23	36	35	29	46	11	31%	57%
KIMBALL	27	25	19	22	23	41	19	86%	76%
ELECTRIC	43	18	30	28	30	38	10	36%	28%
BEMIS	57	29	50	53	47	37	-16	-30%	-22%
WHALON	37	24	24	29	29	34	5	17%	19%
ROLLSTONE	26	27	36	30	30	32	2	7%	8%
RIVER	35	29	28	40	33	31	-9	-23%	-6%
WESTMINSTER	31	15	23	41	28	29	-12	-29%	5%
PRINCETON	19	10	17	14	15	24	10	71%	60%
AIRPORT	16	9	14	12	13	22	10	83%	73%
LAUREL	17	15	9	16	14	22	6	38%	54%
FRANKLIN	25	33	30	22	28	19	-3	-14%	-31%
PRATT	13	8	15	7	11	17	10	143%	58%
BOUTELLE	9	17	12	11	12	15	4	36%	22%
ASHBY STATE	12	15	12	12	13	15	3	25%	18%
CLARENDON	18	11	10	9	12	13	4	44%	8%
ELM	9	9	10	11	10	12	1	9%	23%
NORTH	12	2	7	5	7	11	6	120%	69%
PEARL	16	7	15	17	14	11	-6	-35%	-20%
MECHANIC	20	16	9	14	15	11	-3	-21%	-25%
BLOSSOM	15	12	14	16	14	11	-5	-31%	-23%

Changes highlighted as the following: Red =increases, Blue=decreases



Traffic Unit: Accident Analysis

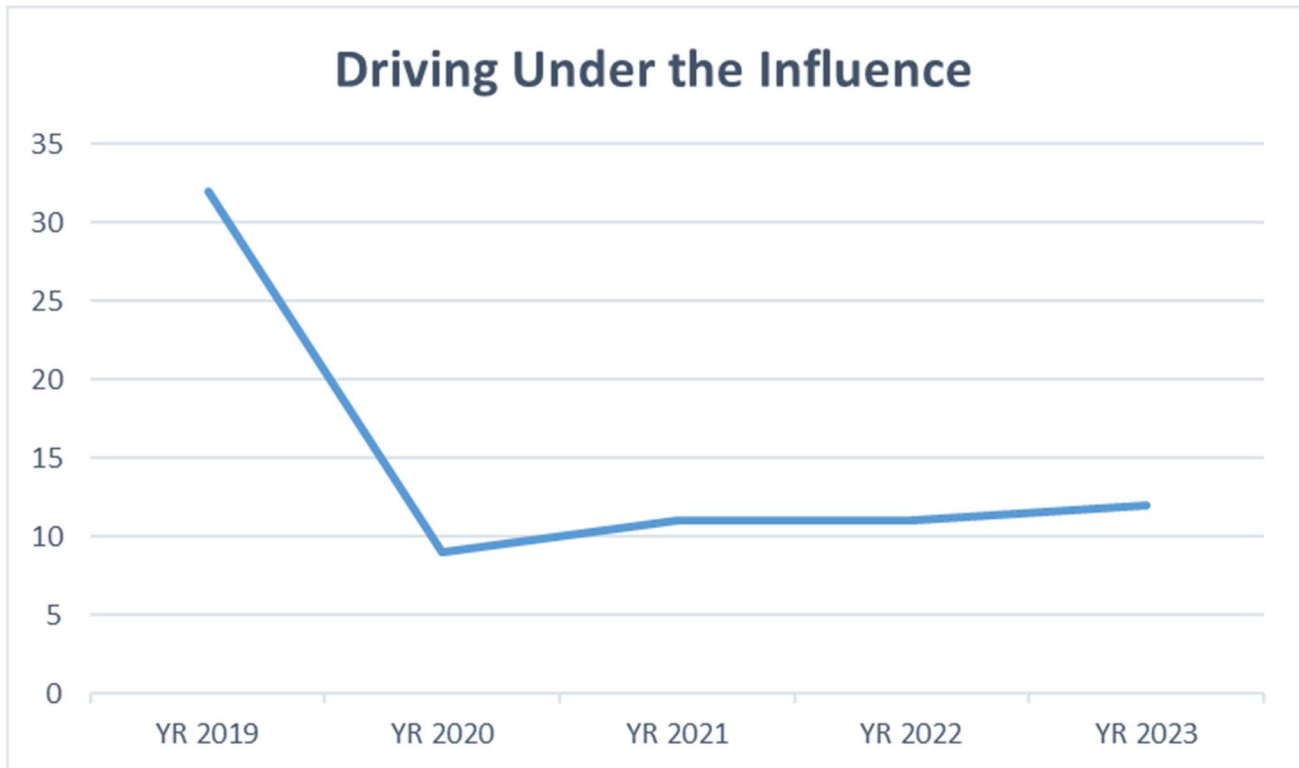
Highlighted Intersections for Motor Vehicle Crashes	<u>2019</u>	<u>2020</u>	<u>2021</u>	<u>2022</u>	<u>2023</u>	<u>Freq +/-</u>
Area of Water, Wanoosnoc & Bemis	24	22	37	35	30	-5
Area of Central Plaza (90 Water St)	28	31	28	16	24	8
Area of John Fitch & Lunenburg	20	20	22	11	18	7
Area of Main, Day & Water	14	7	20	17	25	8
Area of Main & North	22	11	18	22	26	4
Area of Electric & South	10	8	17	15	10	-5
Area of Main, Lunenburg & Summer	8	5	17	16	7	-9
Area of Lunenburg & Boutelle & Townsend	13	7	13	11	9	-2
Area of John Fitch, Bemis, & Mack	12	4	10	6	4	-2
Area of Bemis & Airport	9	9	10	5	12	7
Area of John Fitch & Summer	10	15	9	10	17	7
Area of John Fitch & Pearl	17	8	8	7	8	1
Area of Bemis & Falulah*			7	3	3	0
Area of Princeton & Westminster	17	3	6	7	6	-1
Area of Franklin & Oak Hill	7	3	6	5	7	2
Area of Main & Academy	9	13	5	9	11	2
Area of River, Ashburnham & Westminster	10	13	4	13	8	-5
Area of Main & Mechanic	6	8	4	2	10	8
Area of Clarendon & Franklin	3	5	4	3	2	-1
Area of Rollstone Rd & Electric	7	4	4	5	15	10
1050 Westminster St*				9	10	1
*just added						
**crashes that occurred within 100 ft of the intersection						



Traffic Unit: Accident Analysis

Driving Under the Influence

<u>Primary Arresting Offense</u>	<u>2019</u>	<u>2020</u>	<u>2021</u>	<u>2022</u>	<u>2023</u>
Driving Under the Influence	32	9	11	11	12



Driving after drinking is deadly. Yet it still continues to happen across the United States. If you drive while impaired, you could get arrested, or worse — be involved in a traffic crash that causes serious injury or death.

Every day, about 37 people in the United States die in drunk-driving crashes — that's one person every 39 minutes. In 2022, 13,524 people died in alcohol-impaired driving traffic deaths. These deaths were all preventable*.

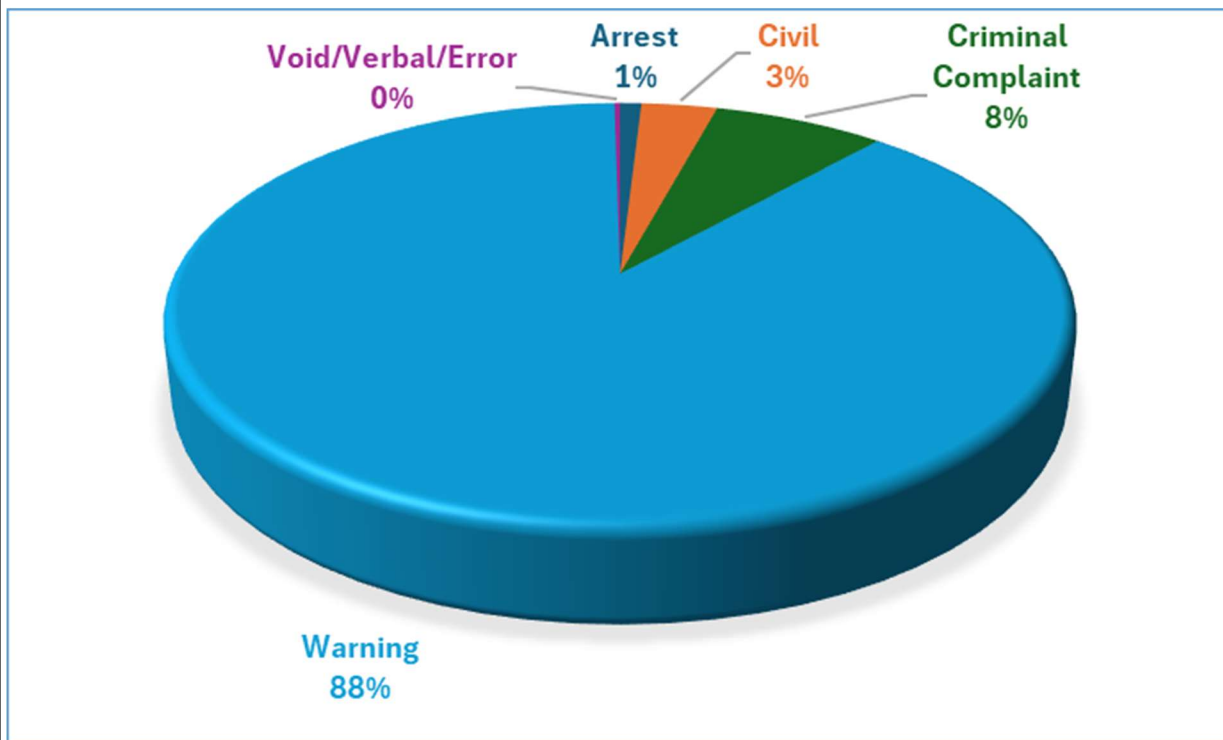


Traffic Unit: Citation Analysis

Citation Information

<u>Citation Break-down</u>	<u>2018</u>	<u>2019</u>	<u>2020</u>	<u>2021</u>	<u>2022</u>	<u>2023</u>	<u>Diff +/- (prior yr)</u>	<u>5 YR Avg</u>	<u>Diff +/- (avg)</u>
Arrest	95	101	24	23	41	27	-14	57	-30
Civil	577	523	140	45	59	96	37	269	-173
Criminal Complaint	251	245	205	163	154	217	63	204	13
Warning	2447	3225	1282	880	1697	2597	900	1906	691
Void/Verbal/	1	2	148	9	3	7	4	33	-26
Totals	3371	4096	1799	1120	1954	2944	990	2468	476

Citation Types, by Year, Breakdown





Traffic Unit: Parking Violation Breakdown

2023 Violation Breakdown	Fine Total	Occurrences
Handicapped Parking	\$4,800	16
Blocking Wheelchair Ramp	\$0	0
Tow Zone No parking area	\$90	3
Within Ten Feet of Fire Hydrant	\$2,130	71
Double Parking	\$0	0
Within Intersection	\$300	10
Less than 10ft of obstruction	\$60	2
Within a Fire Lane	\$180	6
5 Feet of Driveway or Alley	\$1,140	38
Within 20 ft of intersection	\$3,600	120
Wrong Direction	\$9,840	328
Wheels over one foot from curb	\$2,010	67
On a Sidewalk	\$6,330	211
On a Crosswalk	\$420	14
No Parking Area	\$9,930	332
Within a Bus Stop	\$90	3
Park & Pay Violation	\$15	1
Within Taxi/Loading Zone	\$30	2
Overtime parking	\$240	16
Meter Violation	0	0
Parking Ban/Snow Emergency	\$32,610	1087
Totals	\$73,815.00	2327



Drug Suppression Unit (DSU)

DSU - 2023 Activity Summary	Totals
Search Warrants	52
Arrests	46
Criminal Complaints	16
Seized Currency	\$130,058
Seized Cocaine (includes crack cocaine) (grams)	3,264
Seized Fentanyl (grams)	1113
Seized Heroin (grams)	72
Seized Marijuana (ounces)	357
Seized Pills	2339
Seized Mushrooms	0
Seized Methamphetamine Pills (grams of pills)	9584
Seized crystal methamphetamine	0
Seized Hashish	0
Seized Suboxone	0
Seized Firearms	14
Seized Ammunition	805

Includes NWCDTF activity

Drug Activity / Calls for Service:

The Fitchburg Police Department received 45 calls regarding drug activity and dozens of online anonymous tips regarding drug activity.

Other Information:

Additionally, FPD responded to 141 non-fatal overdose calls for service.

FPD made 22 section 35 warrant of apprehension arrests in 2023.

According to the Department of Public Health, 17 Fitchburg residents died from fatal overdoses in 2023, and 11 individuals died in Fitchburg as a result of a fatal overdose. (see <https://www.mass.gov/lists/current-overdose-data> for more information)

In 2023, through a grant awarded by the Bureau of Justice Assistance's COSSAP program, FPD hired its first Crisis Response Clinician whose primary duty is to respond to substance abuse related calls for service and follow-up.



Mental Health Related Activity & Calls for Service

2023 Data

- Suicide Attempt Calls: 295 calls
- Mental Health Calls: 637 calls
- Total MH Calls: 932 calls
- Section 12 Warrant Apprehensions: 5
- Section 35 Warrant Apprehensions: 22
- Section 12s: Approximately 433 applications

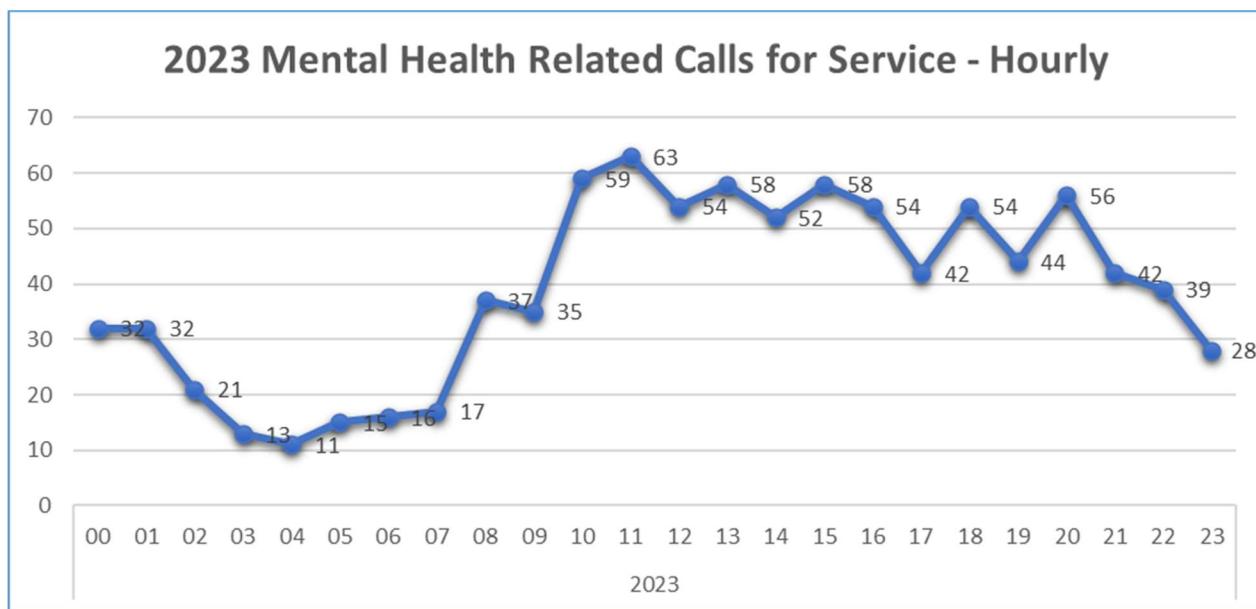
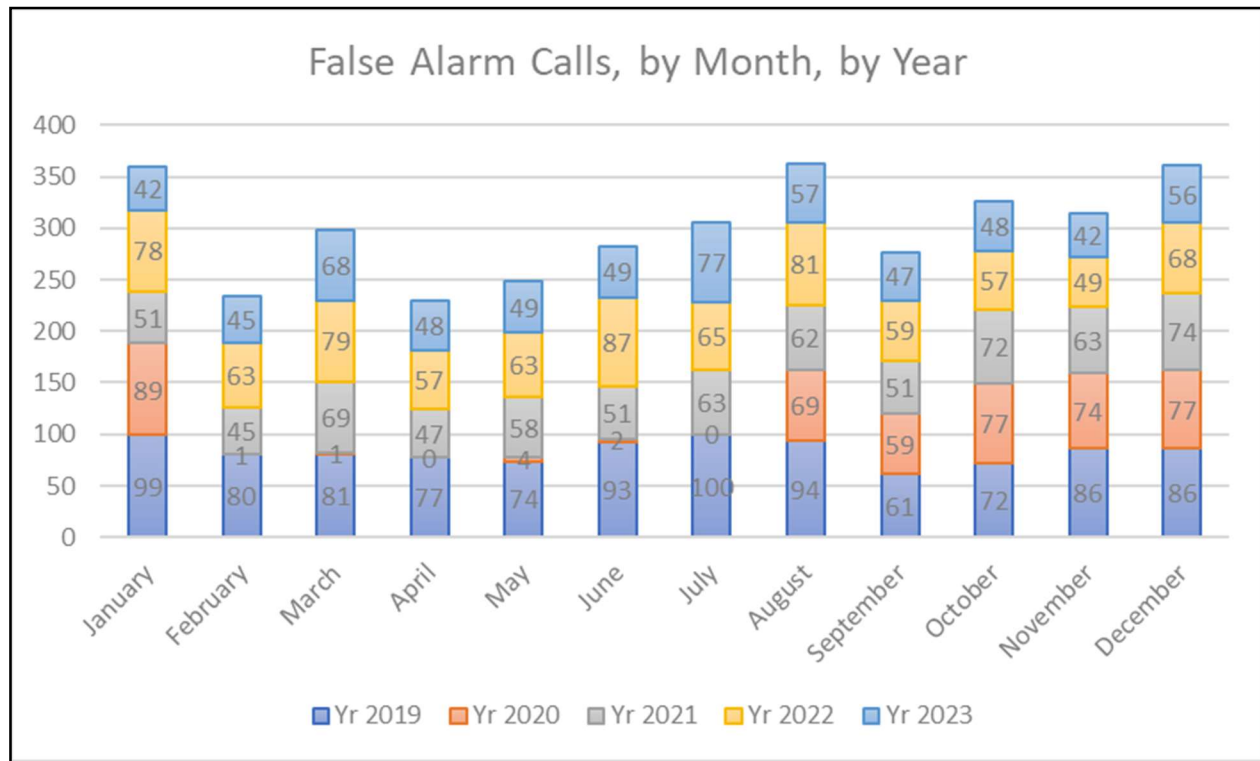


Chart illustrates mental health related calls for service (by hour) reported to the Fitchburg Police Department for 2023. These calls included mental health calls & suicide attempts reported to the department. Majority of calls occur on the 3x11 shift, but calls peak around the 11am hour.



False Alarms Responded

False Alarms Responded	Yr 2019	Yr 2020	Yr 2021	Yr 2022	Yr 2023
January	99	89	51	78	42
February	80	1	45	63	45
March	81	1	69	79	68
April	77	0	47	57	48
May	74	4	58	63	49
June	93	2	51	87	49
July	100	0	63	65	77
August	94	69	62	81	57
September	61	59	51	59	47
October	72	77	72	57	48
November	86	74	63	49	42
December	86	77	74	68	56
Total	1003	453	706	806	628
Fines Collected	\$10,475	\$7,302	\$3,325	\$14,625	\$13,150





Records Bureau: Report Review & Licensing for 2023

Services Provided	Revenue
Firearms Licensing Fees	\$12,087.50
Firearms Fees sent to the Commonwealth	\$35,787.50
Fines collected by District Court	\$15,398
False Alarm Fines	\$13,150
Service Provided	Totals
Licenses to Carry Firearms Issued	468
Firearms ID Card Issued	10
Licenses to Carry: Issued to LE Personnel	17
Firearms ID Cards / Mace Issued	2
Dealers/License/Ammunition	2
Machine Gun	1



Internal Affairs

Complaints Against Personnel	2017	2018	2019	2020	2021	2022	2023
Sustained	2	5	4	5	5	3	9
exonerated	2	3	1	3	2	1	1
Unfounded	5	1	3	3	0	4	2
Not sustained	0	0	4	4	3	1	1
Totals	9	9	12	15	10	9	13

<u>Definitions*</u>	
Sustained	Valid and supported by sufficient evidence– a violation has occurred
exonerated	As the actions of the accused employee were in compliance of the law, or in accordance with departmental policy or procedure
Unfounded	As the allegations were without foundation
Not Sustained	There is inadequate or insufficient evidence to determine one way or the other
Misconduct: not based on the complaint	When the investigation reveals that the employee was guilty of misconduct not part of the original complaint or because of material conflicts in the evidence, or uncooperative witnesses

*Complaints may contain one of more employees on a single disposition



Training Department

ANNUAL REPORT OF TRAINING – 2023

The Police Department continued to provide a robust program of basic and advanced training for all department personnel. In the following summary the department's training efforts have been broken down into three categories: In Service Training, In-House Training, and Specialized Training.

In Service Training:

All sworn members of the department attended a forty (40) hour In Service training program that was conducted in the department's Lecture Room. The instructors for this program were members of our staff that were trained and certified by the Municipal Police Training Committee (MPTC). The topics covered included, but were not limited to, the following:

- Rules of the Road/OUI Refresher
- Reports and Testimony
- Officer Wellness: You are what you do
- CPR/1st Responder
- Criminal Law & Procedure Update
- Defensive Tactics
- Peace Officer Standards and Training Commission training

Total In-Service Hours = 3,160



Training Department

In House Training:

The department has a number of state certified in house instructors, whose expertise covers many facets of law enforcement. They provide instruction, training and/or certification in topics such as Taser, Pepperball, firearms and patrol rifle. Having these instructors on staff allows us to conduct more training, at a significant cost savings to the city.

Also, over the course of the past year the department hired and trained nine (9) new Police Officers and six (8) new Civilian Police Dispatchers. Their initial training was provided for by instructors from our staff. In addition, all new employees underwent many weeks of on the job/field training before being allowed to assume their full duties.

Total hours of In-House training = 6,540

In House 911 Dispatcher Training

The communications center is staffed with twelve (12) fulltime dispatchers throughout the year. The police dispatcher is a critical member of the team at the Fitchburg Police Department. The police dispatcher receives most oral communications from the public and law enforcement personnel coming into police headquarters. The police dispatcher forms a vital link between members of the public seeking assistance and the police department that provides such assistance.

Each Police Dispatcher is required to attend sixteen (16) hours of in-service training each year. The topics cover this year included the following:

- 911: Recognizing and Managing the Response to Swatting
- 911: Dispatchers and Call Takers Managing Stress
- 911: Responding to Crisis
- 911: Dispatch Priming and Cognitive Bias

Total hours of training for Civilian Dispatchers= 128

Total hours of training for Officers in Dispatch= 256



Training Department

Specialized Training:

Every year we send our officers, and our civilian staff, to specialized training to provide them with the skills necessary to meet the challenges they encounter daily. These courses include enhanced investigative training, crime scene preservation, evidence processing, officer safety, sexual assault investigation, drug investigations, accident investigation, victim advocacy, elder affairs, data analysis, FBI supervisor, motorcycle training, Alice instructor training, and an assortment of other topics.

As mentioned previously, the department hired nine (9) Full-time Police Officers, who are required to attend, and successfully complete, a Recruit Officer Course as conducted by the (MPTC) before assuming their duties as a Police Officer. The MPTC Course consists of a varied curriculum that provides a minimum of 800 hours of basic training. In addition, all of the new Civilian Police Dispatchers were required to attend mandatory courses as conducted by the State 911 Department at their training facilities in Maynard, Taunton, Springfield or virtually.

Total hours of Specialized Training = 10,646.5 hours

Total Department 2023 Training Hours = 20,730 hours



Training Department

The Dangers of Police Work

Because of his/her law enforcement and peacekeeping role, a police officer will be required at times to resort to the use of physical force to enable him/her to fully carry out the police mission. Police officers are confronted continually with situations requiring or resulting in the use of various degrees of force to affect a lawful arrest, to ensure public safety, or to protect him/her from harm. The degree of force used is dependent upon the facts surrounding the situation the officer faces. Only a reasonable and necessary amount of force may be used. The degree of force the officer is forced to use is dependent upon the amount of resistance or threat to safety the situation produces.

The purpose of the use of force is to maintain and /or reestablish control over a situation. Control is reached when a person complies with the officer's directions and/or the suspect is restrained or apprehended and no longer presents a threat to the officer or another. Since an officer will encounter a wide range of behaviors, the officer must be prepared to utilize a range of force options that are reasonable and necessary to maintain and/or reestablish control by overcoming resistance to the officer's lawful authority while minimizing injuries.

Defense Against Resistance Statistics	2017	2018	2019	2020	2021	2022	2023
<u>Compliance Techniques:</u>							
Resistance Countermeasures	180	127	157	100	114	125	169
Oleoresin Capsicum (OC)	2	3	7	1	1	2	3
Other	0	0	0	0	0	0	0
<u>Defensive Tactic (s):</u>							
Pepperball Deployment	4	2	0	2	2	1	2
Pepperball Used	0	0	0	1	0	0	1
Personal Weapons	6	15	5	9	5	8	11
Impact Weapons	1	0	0	0	0	0	0
<u>Deadly Force:</u>							
Service Weapon Drawn	60	101	115	48	98	84	70
Service Weapon Used	0	0	0	0	0	0	0
Animal (s) Euthanized	9	11	6	22	9	8	19
<u>Taser</u>							
Verbal Warning	20	10	7	5	9	5	13
Laser Painting	15	10	18	10	12	13	15
Warning Arc	0	1	2	2	3	0	4
Touch Stun	5	11	1	2	3	0	6
Probe Deployment	9	7	1	6	1	0	6



In the Community

In 2023 the Fitchburg Police Department dedicated full time School Resource Officers to the Fitchburg Public Schools as well as Montachusett Regional Vocational Technical School.

The job of the School Resource Officer is multi faceted. The most important function of the SRO is connecting police with youth. Some of the functions of the SRO include but are not limited to:

- Along with the principal, serves as a disciplinary
- Sits with the counselor during sessions with the students and serves as a mediator
- Conducts home visits and truancy patrols (before, during and after schools)
- Talks with parents of troubled students
- Establishes rapport with the community
- Attends school functions such as sporting events or other school related extra curricular events
- Sits in on round tables with various departments such as Department of Children and Families, Department of Youth Services, Luk, etc
- Identifies at risk students for dropouts and identifies alternatives to dropouts

Also, the 13th annual Fitchburg Youth Police Academy was held over the summer. As a component of the youth academy, students participate in physical fitness activities including warm up exercises, marching, physical training, and defense tactics. Students are introduced to the duties of law enforcement. Furthermore, the academy promotes integrity, self-respect, discipline and overall teamwork amongst its participants. This youth academy was funded through the state's Shannon Grant





In the Community



Commendation of Bravery issued to Sgt. Michael Lopez, Detective Tabitha Pepple, Officer Timothy Friend and Officer Daniel Minichiello.



Commendatory letter issued to Officer Robert Huse, Officer Antwain Tobin and Officer Travis Morcaldi. In November officers responded to an Armed Home Invasion. Upon arriving they were able to quickly identify a person of interest and share with responding officers. They were able to place the suspect in custody and recovered two handguns. Commendation of Bravery allows a Fitchburg Police Officer to wear a red, bar insignia just above his/her badge in recognition of brave and outstanding service.



Commendatory Letter issued to Officer Mark Kaddy. Officer Kaddy responded to a motor vehicle accident. During his investigation he realized something appeared medically wrong with the operator. At first the operator refused medical attention but after Officer Kaddy shared his concerns with the operator he decided to seek treatment. As a result the operator was diagnosed with a potentially life threatening illness. We are truly thankful for the actions of these officers and wanted to share this with our community.



In the Community




We would like to thank Chief Eva Daigle for being an outstanding Chief of the day. We would also like to thank Officer Hertel for organizing this special day and Chief Daigle's family



The Fitchburg Police Relief Association (FPRA), in conjunction with the Lunenburg Police Relief Association (LPRA) and the Worcester County Sheriffs Office (NEPBA Local 550), presented The Jimmy Fund with a donation of \$2,000. The Jimmy Fund solely supports the fight against cancer at Boston's Dana-Farber Cancer Institute, raising funds for adult and pediatric cancer care and research



Photos from national night out





In the Community



New employees!

Najid Figueroa (left), our new Domestic Violence Advocate. Najid's position is funded through a state VAWA grant

Kristyna Belliveau (right), our new Crisis Response Clinician. Kristyna's position is funded through a federal COSSAP grant.



New officers & new promotions for 2023!



In the Community



Members of our Community Engagement Unit attended the 24th Annual common ground BB Tournament



Walk to School Day—Event



In the Community

FPD Presence at various community events throughout the year





In the Community

FPD Presence at various community events throughout the year





In the Community

More pictures of FPD out in the community helping with various events and drives.





In the Community

ELDER AFFAIRS & RAD KIDS:

The Fitchburg Police Department has been working with the Elderly community for many years. We are continuing to attend education seminars and trainings to enhance our knowledge of this ever changing community to better meet the needs of our residents. The Elder Liaison (Officer Hertel) is an active member of the Alzheimer's Association. Some of the programs that we offer include the following:

File Of Life

This is a red magnetic folder which holds important medical and contact information to assist in expediting emergency care. This program has been sponsored by the Golden Living Center and has already reached over 2000 residents.

Alzheimer's Alert

This is our local response to Safe Return. The Department maintains pictures and important contact information to assist with identifying and providing care to victims.



Officer Shelbie Hertel our Elder Affair Liaison speaking to residents at the The Joseph House on scams and how to protect yourself.

2023 RadKIDS graduation





Grants

The Fitchburg Police Department actively pursued numerous grant solicitations in 2023, and the following chart illustrates which grants were awarded along with their dollar amount. Additionally, many grant program's terms are for multiple years, and this department is responsible for managing the award past its initial award notice or after the grant award has been spent.

<u>Grant Name</u>	<u>Awarded \$\$</u>	<u>Awarded Yes/No</u>
State Violence Against Women Act - Civilian Advocate Program	\$74,155.92	Yes
Jail Diversion Grant Program - DMH	\$59,000.00	Yes
Federal JAG Grant 2023	\$23,966.00	Yes
CDBG Community Development Block Grant	61,378	Yes
State - Shannon Community Safety Initiative	\$450,250.50	Yes
COPS Accreditation Grant	\$114,816.00	Yes
State JAG Grant	\$45,702.40	Yes
Highway Safety Division - Municipal Road Safety Grant	\$30,470.00	Yes
State 911 Support & Incentive	\$234,436.00	Yes
State 911 Training Program	\$88,026.65	Yes
Federal Bulletproof Vest Program	\$13,946.00	Yes
COPS Law Enforcement Mental Health & Wellness		No
2023 Award Total	\$1,182,201.47	
<u>Ongoing Grants</u>	-	
Comprehensive Opioid, Stimulant, and Substance Abuse	\$504,063.00	Yes
Site-based Program (COSSAP)		
COPS Hiring Grant	\$250,000.00	Yes
COPS Grant - Accreditation	71,227.00	Yes
Federal Railroad Admin - Trespassing / Tracks Grant Program	\$42,892.00	Yes
State Body Worn Camera Grant	\$108,041.00	Yes
Current Grant Managing Total	\$2,158,424.47	

- Award total figures rounded up/down
- Many grant terms are for 2-4 years depending on the grant solicitation